



**Culligan**

**High  
Efficiency  
Twin  
Automatic  
Water  
Softeners**

**Owners  
Guide**





## Attention Culligan Customer

The installation, service and maintenance of this equipment should be rendered by a qualified and trained service technician. Your local independently operated Culligan dealer employs trained service and maintenance personnel who are experienced in the installation, function and repair of Culligan equipment. This publication is written specifically for these individuals and is intended for their use.

We encourage Culligan users to learn about Culligan products, but we believe that product knowledge is best obtained by consulting with your Culligan dealer. Untrained individuals who use this manual assume the risk of any resulting property damage or personal injury.



**WARNING!** Electrical shock hazard! Prior to servicing equipment, disconnect power supply to prevent electrical shock.

### NOTE:

This system is not intended for use where water is microbiologically unsafe or with water of unknown quality.



**WARNING!** If incorrectly installed, operated or maintained, this product can cause severe injury. Those who install, operate, or maintain this product should be trained in its proper use, warned of its dangers, and should read the entire manual before attempting to install, operate, or maintain this product.



**WARNING!** This device complies with part 15 of the FCC rules subject to the two following conditions: 1) This device may not cause harmful interference, and 2) This device must accept all interference received including interference that may cause undesired operation.

This equipment complies with Part 15 of the FCC rules. Any changes or modifications not expressly approved by the manufacturer could void the user's authority to operate the equipment. Changes or modifications not expressly approved by the party responsible for compliance could void the user's authority to operate the equipment.



**CAUTION!** To reduce the risk of fire, use only No. 26 AWG or larger telecommunications line cord.



**CAUTION!** This product is not to be used by children or persons with reduced physical, sensory or mental capabilities, or lack of experience or knowledge, unless they have been given supervision or instruction.



**CAUTION!** Children should be instructed not to play with this appliance.



**CAUTION!** If the power cord from the transformer to the unit looks or becomes damaged, the cord and transformer should be replaced by a Culligan Service Agent or similarly qualified person in order to avoid a hazard.

Products manufactured and marketed by Culligan International Company (Culligan) and its affiliates are protected by patents issued or pending in the United States and other countries. Culligan reserves the right to change the specifications referred to in this literature at any time, without prior notice. Culligan, AquaSensor, Tripl-Hull, and SoftMinder are trademarks of Culligan International Company or its affiliates.

**Culligan International Company**  
9399 West Higgins Road, Suite 1100  
Rosemont, Illinois 60018  
1-847-430-2800  
[www.culligan.com](http://www.culligan.com)



## Contents

About this Manual .....	4
Thank You .....	5
Specifications .....	6
Introduction .....	8
How Your Water Conditioner Works .....	9
The Culligan Process .....	10
Modes of Operation .....	11
Salt Supply, Usage and Service .....	13
Navigating the Menus and Keypad .....	14
Set Date and Time .....	15
Set Daylight Savings Time .....	16
Information .....	17
Error Codes .....	19
Regeneration .....	20
When and How to Bypass Your Water Softener .....	22
Things to Check Before You Call for Service .....	23
Performance Data Sheet Culligan High Efficiency Twin 9" Downflow Water Softener with Soft-Minder® Meter .....	24
Performance Data Sheet Culligan High Efficiency Twin 9" Downflow Water Softener with Aqua-Sensor® Sensing Device .....	25
Performance Data Sheet Culligan High Efficiency 10" Twin Downflow Water Softener with Soft-Minder® Meter .....	26
Performance Data Sheet Culligan High Efficiency Twin 10" Downflow Water Softener with Aqua-Sensor® Sensing Device .....	27
Performance Data Sheet Culligan High Efficiency Twin 9" Upflow Water Softener with Soft-Minder® Meter .....	28
Performance Data Sheet Culligan High Efficiency Twin 9" Upflow Water Softener with Aqua-Sensor® Sensing Device .....	29
Performance Data Sheet Culligan High Efficiency 10" Twin Upflow Water Softener with Soft-Minder® Meter .....	30
Performance Data Sheet Culligan High Efficiency Twin 10" Upflow Water Softener with Aqua-Sensor® Sensing Device .....	31
Performance Data Sheet Culligan High Efficiency Twin 12" Water Softener with Soft-Minder® Meter .....	32
Performance Data Sheet Culligan High Efficiency Twin 12" Water Softener with Aqua-Sensor® Sensing Device .....	33
Performance Data Sheet Culligan High Efficiency Twin 14" Water Softener with Soft-Minder® Meter .....	34
Performance Data Sheet Culligan High Efficiency Twin 14" Water Softener with Aqua-Sensor® Sensing Device .....	35
Important Data on Your Water Softener .....	36
Parts List High Efficiency Twin Control Valve Assembly (Indoor/Outdoor) .....	37
Parts List Remote Display and Accessories .....	40
Parts List Tank Assembly .....	41
Parts List 16" and 18" Brine System .....	42
Parts List Brine Valve Assembly .....	43
Parts List 24" Brine System .....	44
Culligan Limited Warranty .....	45



## About this Manual

This manual:

- Familiarizes the operator with the equipment
- Explains installation and setup procedures
- Provides basic programming information
- Explains the various modes of operation
- Gives specifications and troubleshooting information

### Read this Manual First

Before you operate the Culligan High Efficiency Twin Automatic Water Softener, read this manual to become familiar with the device and its capabilities.

### Safe Practices

Throughout this manual there are paragraphs set off by special headings.

Notice (or Note) is used to emphasize installation, operation or maintenance information which is important, but does not present any hazard. For example,

**NOTICE**      **The nipple must extend no more than 1 inch above the cover plate.**

Caution is used when failure to follow directions could result in damage to equipment or property.



**CAUTION!**      **Disassembly while under water pressure can result in flooding.**

Warning is used to indicate a hazard which could cause injury or death if ignored.



**WARNING!**      **Electrical shock hazard!**  
**Unplug the unit before removing the timer mechanism or cover plates!**

The CAUTION and WARNING paragraphs are not meant to cover all possible conditions and situations that may occur. Understand that common sense, caution, and careful attention are conditions which cannot be built into the equipment. These **MUST** be supplied by the personnel installing, operating, or maintaining the system.

Be sure to check and follow the applicable plumbing codes and ordinances when installing this equipment. Local codes may prohibit the discharge of sanitizing or descaling solutions to drain.

Use protective clothing and proper face or eye protection equipment when handling chemicals or tools.

**NOTE:**      **The Culligan High Efficiency Twin Softener is not intended for use with water that is microbiologically unsafe or of unknown quality without adequate disinfection either before or after the system.**

**NOTE:**      **Check with your public works department for applicable local plumbing and sanitation codes. Follow local codes if they differ from the standards used in this manual. To ensure proper and efficient operation of the Culligan High Efficiency Twin Softener to your full satisfaction, carefully follow the instructions in this manual.**




Thank You

## Welcome To Your New World of Better Living with Culligan Water.

The Culligan High Efficiency Twin, High Efficiency Twin Upflow, Outdoor High Efficiency Twin, and Outdoor High Efficiency Twin Upflow water softeners with Soft-Minder® Meter and Aqua-Sensor® sensing device are tested and certified by the WQA against NSF/ ANSI Standard 372, CSA B483.1, and NSF/ ANSI Standard 44 for the effective reduction of hardness (calcium and magnesium), barium and radium 226/228, as verified and substantiated by test data.



The Culligan High Efficiency Twin, High Efficiency Twin Upflow, Outdoor High Efficiency Twin, and Outdoor High Efficiency Twin Upflow water softeners with Soft-Minder® Meter and Aqua-Sensor® sensing device are certified by the IAPMO R&T against NSF/ ANSI Standard 372, CSA B483.1, and NSF/ANSI Standard 44 for the effective reduction of hardness (calcium and magnesium), barium and radium 226/228, as verified and substantiated by test data.



The Culligan High Efficiency Twin, High Efficiency Twin Upflow, Outdoor High Efficiency Twin, and Outdoor High Efficiency Twin Upflow water softeners with Soft-Minder® Meter and Aqua-Sensor® sensing device are registered for sale with the State of California and the State of Iowa.

**For installations in Massachusetts, Massachusetts Plumbing Code 248 CMR shall be adhered to. Consult your licensed plumber for installation of this system. This system and its installation must comply with state and local regulations. The use of saddle valves is not permitted.**

The Culligan High Efficiency Twin, High Efficiency Twin Upflow, Outdoor High Efficiency Twin, and Outdoor High Efficiency Twin Upflow water softeners require the use of a Culligan connector, P/N 01023290 (plastic) or P/N 01021077 (copper).

The Culligan High Efficiency Twin, High Efficiency Twin Upflow, Outdoor High Efficiency Twin, and Outdoor High Efficiency Twin Upflow water softener NC model has not been tested or certified by WQA or IAPMO R&T and does not include the Culligan connector.

The Culligan High Efficiency Twin, High Efficiency Twin Upflow, Outdoor High Efficiency Twin, and Outdoor High Efficiency Twin Upflow water softener outdoor controller enclosure complies with the UL 50/50E standards for an IP 46 Rating.

If this is your first experience having soft, conditioned water in your home, you'll be amazed at the marvelous difference it makes. We promise that you'll never want to be without it again.

Congratulations, too, on selecting one of the "first family" of water conditioners in the prestigious Culligan High Efficiency Water Softeners. With Culligan's many years of knowledge and experience in water treatment, you can be confident that the model you selected has been designed and engineered to provide years of service with a minimum of care and attention.

Some localities have corrosive water. A water softener cannot correct this problem and so its printed warranty disclaims liability for corrosion of plumbing lines, fixtures or appliances. If you suspect corrosion, your Culligan Dealer has equipment to control the problem.

<b>NOTICE</b>	<b>Sodium Information: Water softeners using sodium chloride for regeneration add sodium to the water. Persons who are on sodium restricted diets should consider the added sodium as part of their overall sodium intake.</b>
---------------	--

## Serial Numbers

The control valve serial number is located on the back of the enclosure.

The media tank serial number is located on the top surface of the tank.

<b>NOTE:</b>	<b>DO NOT remove or destroy the serial number. It must be referenced on request for warranty repair or replacement.</b>
--------------	---



## Specifications

### Culligan High Efficiency Twin Water Conditioners with Aqua-Sensor® Device or Soft-Minder® Meter—Downflow Regeneration

Model	9" Model	10" Model	12" Model	14" Model
Control Valve	1" Reinforced Thermoplastic w/ HE Circuit Boards			
Overall Conditioner Ht	56 in	62 in	60 in	73 in
Media Tank Design	Quadra-Hull™			
Media Tank Dimensions (Dia x Ht)	9 x 48 in	10 x 54 in	12 x 52 in	14 x 65 in
Salt Storage Tank Dimensions (Dia x Ht)	18 x 43 in	18 x 43 in	18 x 43 in	24 x 42 in
Exchange Media, Type and Quantity	Cullex® Media, 1.0 ft3	Cullex Media, 1.5 ft3	Cullex Media, 2.0 ft3	Cullex Media, 3.0 ft3
Underbedding, Type and Quantity	Cullsani® Underbedding, 12 lb	Cullsani Underbedding, 15 lb	Cullsani Underbedding, 20 lb	Cullsani Underbedding, 25 lb
Exchange Capacity @ Salt Dosage Per Recharge (per tank)	17,854 gr @ 4.0 lb	26,781 gr @ 6.0 lb	31,352 gr @ 7.0 lb	42,548 gr @ 10.5 lb
	27,108 gr @ 8.0 lb	40,662 gr @ 12.0 lb	48,458 gr @ 16.0 lb	75,582 gr @ 24 lb
	31,736 gr @ 12.0 lb	47,604 gr @ 18.0 lb	59,267 gr @ 24.0 lb	88,549 gr @ 36 lb
Efficiency rated dosage¹ (per tank)	4,463 gr/lb @ 4 lb salt dosage	4,463 gr/lb @ 6 lb salt dosage	4,479 gr/lb @ 7 lb salt dosage	4,052 gr/lb @ 10.5 lb salt dosage
Freeboard to Media²	14.5 in	14.5 in	16 in	25 in
Freeboard to Underbedding³	44.5 in	47.5 in	46 in	59 in
Salt Storage Capacity	375 lb	375 lb	375 lb	600 lb
Rated Service Flow @ Pressure Drop	9.0 gpm @ 15 psi	9.4 gpm @ 12 psi	10.0 gpm @ 10 psi	10.6 gpm @ 11 psi
Auxiliary Flow Rate⁴	10.8 gpm @ 15 psi	11.0 gpm @ 15 psi	12.6 gpm @ 15 psi	12.8 gpm @ 15 psi
Total Hardness, Maximum	75 gpg	99 gpg	99 gpg	99 gpg
Total Iron, Maximum	5 ppm			
Hardness to Iron Ratio, Minimum	8 gpg to 1 ppm			
Operating Pressure	20-125 psi (138–862 kPa)			
Operating Pressure (Canada)	20-90 psi (138–621 kPa)			
Operating Temperature	33-120°F (0–49°C)			
Electrical Requirements	24V/60 Hz			
Electrical Power Consumption, Min/Max	8.4 watts/21.6 watts			
Drain Flow, Maximum⁵	1.98 gpm	2.0 gpm	2.86 gpm	5.3 gpm
Recharge Time, Average⁶ Recharge Water	78 minutes	67 minutes	62 minutes	76 minutes
Consumption, Average⁶	53.1 gallons	82.2 gallons	102 gallons	167.1 gallons

¹The efficiency rated dosage is only valid at the stated salt dosage and is efficiency rated according to NSF/ANSI Standard 44.

²Measured from top of media to top surface of tank threads (backwashed and drained).

³Measured from top of underbedding to top surface of tank threads.

⁴Auxiliary flow rates do not represent the maximum service flow rate used for determining the softener's rated capacity and efficiency and that continuous operation at these flow rates greater than the maximum service flow rate may affect capacity and efficiency performances.

⁵Backwash at 120 psi.

⁶10 minute backwash, 4 lb. 9" model, 6 lb. 10" model, 7 lb. 12" model, or 12 lb. 14" model salt dosage.



### Culligan High Efficiency Twin Softener—Upflow Regeneration

Model	9" Model	10" Model
Control Valve	1" Reinforced Thermoplastic with HE Circuit Board	
Overall Conditioner Height	56 in	62 in
Media Tank Design	Quadra-Hull™	
Media Tank Dimensions (Dia x Ht)	9 x 48 in	10 x 54 in
Salt Storage Tank Dimensions (Dia x Ht)	18 x 43 in	
Exchange Media, Type and Quantity	Cullex® Media, 1.0 ft3	Cullex Media, 1.5 ft3
Underbedding, Type and Quantity	Culls® Underbedding, 12 lb	Culls® Underbedding, 15 lb
Exchange Capacity @ Salt Dosage Per Recharge (per tank)	9,792 gr @ 2.0 lb	15,314 gr @ 3.0 lb
	17,366 gr @ 4.0 lb	47,726 gr @ 12.0 lb
	27,306 gr @ 8.0 lb	54,975 gr @ 18.0 lb
Efficiency Rated Dosage (per tank) <sup>1</sup>	4,896 gr/lb @ 2 lb salt dosage	5,105 gr/lb @ 3 lb salt dosage
Proportional Brining Efficiency Rating (per tank) <sup>2</sup>	5,760 gr/lb @ 2 lb salt dosage	5,898 gr/lb @ 6 lb salt dosage
Freeboard to Media <sup>3</sup>	14.5 in	14.5 in
Freeboard to Underbedding <sup>4</sup>	44.5 in	47.5 in
Salt Storage Capacity	375 lb	
Rated Service Flow @ Pressure Drop	9.0 gpm @ 15 psi	9.1 gpm @ 15 psi
Auxiliary Flow Rate <sup>5</sup>	10.8 gpm @ 15 psi	11.0 gpm @ 15 psi
Total Hardness, Maximum	30 gpg	
Total Iron, Maximum	2 ppm	
Hardness to Iron Ratio, Minimum	8 gpg to 1 ppm	
Operating Pressure	20-125 psi (138–862 kPa)	
Operating Pressure (Canada)	20-90 psi (138–621 kPa)	
Operating Temperature	33-120°F (0–49°C)	
Electrical Requirements	24V/60 Hz	
Electrical Power Consumption, Min/Max	8.4 watts/21.6 watts	
Drain Flow, Maximum <sup>6</sup>	2.0 gpm	2.0 gpm
Recharge Time, Average <sup>7</sup> Recharge Water	68 minutes	57 minutes
Consumption, Average <sup>7</sup> (Evaluated by WQA)	33 gallons	30.3 gallons
Consumption, Average <sup>8</sup> (Not evaluated by WQA)	25.5 gallons	27.5 gallons

<sup>1</sup>The efficiency rated dosage is only valid at the stated salt dosage and 5-minute backwash. It is efficiency rated according to NSF/ANSI 44.

<sup>2</sup>The Proportional Brining Efficiency Rating assumes a 20 percent reserve capacity at the time of regeneration that is typical of what the manufacturer expects under real-world operation. Proportional brining is not measured by NSF/ANSI 44, and so this claim is not, and can not, be rated to NSF/ANSI 44.

<sup>3</sup>Measured from top of media to top surface of tank threads. (backwashed and drained).

<sup>4</sup>Measured from top of underbedding to top surface of tank threads.

<sup>5</sup>Auxiliary flow rates do not represent the maximum service flow rate used for determining the softener's rated capacity and efficiency and that continuous operation at these flow rates greater than the maximum service flow rate may affect capacity and efficiency performances.

<sup>6</sup>Backwash at 120 psi (830 kPa).

<sup>7</sup>5-minute backwash, 2 lb. 9" model, 6 lb. 10" model salt dosage. These values have been tested and certified by WQA.

<sup>8</sup>2-minute backwash, 2 lb. 9" model, 6 lb. 10" model salt dosage. These values are based on the manufacturer recommended backwash time.



## Introduction

### **It's All So Easy, So Economical, So Efficient, So Enjoyable!**

#### **Kind To Skin And Complexion**

Soft water will help prevent red, itchy or dry skin because there are no hardness impurities to cause soreness, no soap curd to coat the skin. Shaving is easier, smoother—either with a blade or electric shaver.

#### **Bathing And Showering**

You'll use far less soap with conditioned water. Use your soap very sparingly—not as you did before soft water. Just a quick rinse removes all lather, leaving your skin pleasantly smooth and silky because now it's free of sticky soap curd and film.

#### **Saves Washing Costs. Helps Control Environmental Pollution**

Soft water washes whiter and cleaner with less soap or detergent. Because the hardness impurities are reduced, your soap can concentrate solely on washing. People usually find that they can reduce the amount of soap they use substantially. If you normally use a cup per wash load with hard water, try using 1/3 cup depending on the size of your wash load and the degree of soil. Different amounts are required, but you can use less with softened water. An added bonus is the fact that your washable fabrics will last longer.

#### **Super Hair Conditioning**

Soft water is great for scalp and hair care. No insoluble deposits are formed. Hair is shinier, softer, more manageable. Reduce the amount of shampoo you have normally used.

#### **Dishes Are A Delight**

Washed by hand or in a dishwasher, glassware, dishes and silver wash cleaner, easier. Follow your dishwasher manufacturer's instructions. Soft water promotes sanitation because no greasy hard water film can form to collect or harbor bacteria.

#### **Easier Housekeeping, Gleaming Fixtures**

You'll be amazed at the marvelous difference. Just a swish of the cloth, and the bathtub or shower and fixtures are clean and sparkling. Imagine, no scouring! No hard water scum to cause rings, streaks, spots and stains. To keep their gleaming luster, simply wipe fixtures with a towel after use. Formica, tile, walls, floors, woodwork surfaces clean easier, stay clean longer. You'll save on cleaning aids and save on time.

#### **Saves Water-Heating Energy, Helps Water-Using Appliances**

Soft water reduces the formation of rock-like hard water scale that encrusts water heaters, hot water pipes, shower heads, and water-using appliances. This scale can cause premature maintenance and failure.

Elimination of hard water also provides substantial energy savings because scale acts as an insulator, wasting electricity or gas used to heat water.

#### **Water For Lawns And Household Plants**

If possible, lawn sprinkling faucets should be supplied with hard water primarily because it is not economical to soften so much water.

Household plants are much more sensitive than lawns with respect to the kind of water which is best. First, because they receive no rainfall and, second, there is little or no drainage of the soil. Preferably they should be watered with rainwater or water which is low in mineral content such as distilled or demineralized water. Softened water is not recommended for house plants because a build-up of sodium in the soil may interfere with efficient absorption of water by the plant root system. Additional information may be obtained from your independently operated Culligan dealer.



## How Your Water Conditioner Works

### Why Water Gets Hard And How It Is Softened

All of the fresh water in the world originally falls as rain, snow, or sleet. Surface water is drawn upward by the sun, forming clouds. Then, nearly pure and soft as it starts to fall, it begins to collect impurities as it passes through smog and dust-laden atmosphere. And as it seeps through soil and rocks it gathers hardness, rust, acid, unpleasant tastes and odors.

Water hardness is caused primarily by limestone dissolved from the earth by rainwater. Because of this, in earlier times people who wanted soft water collected rainwater from roofs in rain barrels and cisterns before it picked up hardness from the earth.

Some localities have corrosive water. A softener cannot correct this problem and so its printed warranty disclaims liability for corrosion of plumbing lines, fixtures or appliances. If you suspect corrosion, your Culligan Man has equipment to control the problem.

Iron is a common water problem.

The chemical/physical nature of iron found in natural water supplies is exhibited in four general types:

1. **Dissolved Iron**—Also called ferrous or “clear water” iron. This type of iron can be removed from the water by the same ion exchange principle that removes the hardness elements, calcium and magnesium. Dissolved iron is soluble in water and is detected by taking a sample of the water to be treated in a clear glass. The water in the glass is initially clear, but on standing exposed to the air, it may gradually turn cloudy or colored as it oxidizes.
2. **Particulate Iron**—Also called ferric or colloidal iron. This type of iron is an undissolved particle of iron. A softener will remove larger particles, but they may not be washed out in regeneration effectively and will eventually foul the ion exchange resin. A filtering treatment will be required to remove this type of iron.
3. **Organic Bound Iron**—This type of iron is strongly attached to an organic compound in the water. The ion exchange process alone cannot break this attachment and the softener will not remove this type of iron.
4. **Bacterial Iron**—This type of iron is protected inside a bacteria cell. Like the organic bound iron, it is not removed by a water softener.

When using a softener to remove both hardness and dissolved iron it is important that it regenerates more frequently than ordinarily would be calculated for hardness removal alone. Although many factors and formulas have been used to determine this frequency, it is recommended that the softener be regenerated when it has reached 50–75 percent of the calculated hardness alone capacity. This will minimize the potential for bed fouling. (Iron removal claims have not been verified by the Water Quality Association.)

If you are operating a water softener on clear water iron, regular resin bed cleaning is needed to keep the bed from coating with iron. Even when operating a softener on water with less than the maximum of dissolved iron, regular cleanings should be performed. Clean every six months or more often if iron appears in your conditioned water supply. Use resin bed cleaning compounds carefully following the directions on the container.



**CAUTION!** Do not use where the water is microbiologically unsafe or with water of unknown quality without adequate disinfection before or after the unit.



## The Culligan Process

Your Culligan water conditioner consists of three basic components, (A) the Control Valve, (B) the Mineral Tank, and (C) the Brine System.

### A. Control Valve

The exclusive Culligan control valve automatically performs a variety of tasks that are necessary for the proper operation of your water conditioner. These tasks, commonly referred to as cycles or operating positions, are **Service**, **Regeneration**, and **Brine Refill**.

1. **Service:** While the control valve is in the service cycle, hard water is directed down through the column of Cullex® resin where hardness minerals are removed from the water. The softened water is then directed into your household plumbing lines. The ability of the Cullex resin to remove hardness minerals needs to be periodically replenished; this is referred to as Regeneration.
2. **Regeneration:** While the control valve is in the regeneration cycle, water is first directed up through the column of Cullex resin to flush accumulated sediment out of the resin and down the drain. Then, the regenerant brine solution is slowly drawn from the bottom of the salt storage tank of the Brine System and is directed down through the column of Cullex resin, restoring the ability of the resin to remove hardness minerals from your water supply. Once completed, the regeneration cycle is followed by Brine Refill.
3. **Brine Refill:** While the control valve is in the brine refill cycle, a predetermined amount of water is directed to the salt storage tank of the Brine System so that additional salt can be dissolved to provide the brine solution that will be needed for the next regeneration cycle.



### B. The Mineral Tank

The Mineral Tank contains the Cullex resin column, Cullsant® underbedding, and an outlet manifold (the Culligan Municipal also includes carbon media for chlorine taste & odor reduction). The number of gallons of hard water that can be softened by the Cullex resin column before it needs regeneration is called the “capacity” of the resin column, and depends upon the amount of hardness minerals in each gallon of water (expressed as grains per gallon) and upon the amount of regenerant brine solution (expressed as pounds of salt) passed through the resin column during regeneration.

Your Culligan service person, taking into account the hardness of your water and the amount of softened water your household may reasonably expect to use each day, has carefully established how often the softener will regenerate and how much salt will be used for each regeneration. This will ensure that all of your soft water needs will be fulfilled without using an excessive amount of salt.

### C. The Brine System

The Brine System consists of a salt storage container and hydraulic Dubl-Safe™ valve. The salt storage container holds the salt that is used to make the regenerant brine solution. The hydraulic Dubl-Safe valve limits the amount of water that is returned to the salt storage tank during the brine refill cycle.

Because a predetermined amount of salt is dissolved with each brine refill cycle, the salt must be periodically replenished in order to maintain efficient operation. Your Culligan service person will be able to tell you about how often salt must be added to the salt storage container.



## Modes of Operation

### Water Meter Mode

In water meter mode, the controller keeps track of the quantity of water that has flowed through the resin bed. Based on the influent water hardness and the hardness capacity of the resin bed, a service life expectancy in the quantity of softened water is calculated and programmed into the control. When the set point is reached, regeneration is triggered. If the delayed regeneration is selected, the regeneration will start at time of regeneration. In immediate mode the regeneration starts as soon as the regeneration signal is provided. If time clock backup is set and the capacity has not been exhausted but the days since last regen is greater than time clock backup, setting the softener will immediately regenerate.

### Aqua-Sensor® Mode

The Aqua-Sensor is a conductivity probe that senses when the hardness front passes through the resin bed. It functions independently of the influent water hardness so therefore, is useful in conditions when the influent water hardness varies throughout the year. It provides for the most efficient mode of operation. In addition to sensing when a resin bed is exhausted, it can also be used to determine when the brine solution is rinsed from the resin bed during the Brine Draw/Slow Rinse cycle triggering the control to move to fast rinse. This patented feature provides water savings by optimizing the amount of rinse water required to completely rinse out the resin bed.

### Smart Brine Tank Probe

The smart brine tank probe monitors conditions inside the brine tank. It predicts when salt needs to be added to the brine tank, detects the presence of salt-bridging, eductor line plugging and brine tank overfilling.

### Wireless Remote Control

The wireless remote control displays the current status of the water softener or filters and allows for remote control. It can be located up to 200 feet away from the softener (depending upon building construction materials). The wireless remote displays information about softener performance, problems, days of salt remaining and allows remote control for regeneration.

The wireless remote control is designed to communicate at 915 MHz and to work without interference with other 915 MHz devices such as cordless telephones and baby monitors.


### Modem


The modem allows for the system to be remotely monitored detecting problems before they occur, to schedule salt delivery when it is needed and to keep the system software up to date with the latest advances.

### Manual Regeneration

Manual regeneration can be initiated via the softener control valve or wireless remote display.

Manual regeneration can be initiated to begin regeneration immediately or that night.

To immediately initiate regeneration, press and hold  for at least ten (10) seconds.

To cancel a delayed regeneration, press and hold  for at least five (5) seconds.

### Predict Mode

The Predict Mode is used with the flow meter to determine the optimum regeneration point. Before the regeneration starts, the control will compare the remaining capacity value with the average daily water use. If the average daily water usage is less than the reserve capacity, the controller will wait 24 more hours before regeneration. If the reserve capacity is less than the average daily water usage, the control will initiate regeneration. This works in delay mode only. At any time, if the total capacity value is reached, the control will initiate an immediate regeneration.

### Pre-Rinse Mode

The Pre-rinse mode is used to pre-rinse the softener resin bed or filter media. The pre-rinse in flow meter mode will occur after the control has sensed that no water has flowed through the control for a period of X hours (can be set through the programming menu). When the control is in this mode, once the X amount of hours have elapsed the control will cycle to the fast rinse position for the pre-set length of minutes and then return to the home or service position.



### **Down Flow Regeneration**

Water and regenerate flow downward through the media tank.

### **Up Flow Regeneration**

Water flow is downward and regenerate flow is upward through the media tank. The significance of this is that regeneration will be most effective in those parts of the resin bed which are treated with the freshest regenerate solution. There will tend to be less hardness leakage with up-flow regeneration.

### **Proportional Brining**

The control monitors your softened water usage making only enough brine to regenerate that part of the resin bed that has been exhausted. In this way the amount of salt used relates directly to the amount of softened water used, making it more efficient and cost effective. Proportional brining can only be used with upflow regeneration. The Aqua-Sensor or meter can be used to initiate a regeneration.



## Salt Supply, Usage and Service

Salt is the mineral used to “recharge” your water conditioner. A brine solution is automatically made up in the bottom of the salt storage container, the Cullex® resin beads in the mineral tank are flushed with the brine solution as a step in the recharging process.

Your Culligan Water Conditioner has been carefully designed to get the greatest amount of softening capacity from the salt it uses. Here is some pertinent information about salt usage, types and service.

### Salt Economizer

This control is set at the time of installation, and determines salt usage according to the water hardness, number of persons in the household, and water usage.

### What Kind of Salt is Best

All Culligan Water Conditioners are designed to use any water conditioner salt of good quality, including rock, pellet, solar, or “evaporated” types.

All rock salt, regardless of source, contains insoluble material which collects at the bottom of the salt storage tank and requires periodic clean-out.

If purified salt products are used, the salt storage compartment will require less frequent clean-out, but you must check more frequently for “bridging.”

Regardless of what type of salt is used, we recommend Culligan Brand Salt as suggested by your Culligan Dealer. He or she is the expert and can provide you with the best product for your Culligan Water Conditioner.

### Automatic Salt Delivery Service


Ask your Culligan Dealer for details about salt delivery service. You can have your salt supply replenished on a regular basis. Whether you have automatic delivery service or pick up salt from your Culligan Dealer, you will be getting quality salt packaged according to rigid Culligan specifications. Using Culligan Brand Salt will help assure continued efficiency and trouble-free operation of your water conditioner.

The modem allows for the system to be remotely monitored, detecting problems before they occur, to schedule salt delivery when it is needed and to keep the system software up to date with the latest advances.

<b>NOTICE</b>	<b>Sodium Information: Water softeners using sodium chloride for regeneration add sodium to the water. Persons who are on sodium restricted diets should consider the added sodium as part of their overall sodium intake.</b>
---------------	--



## Navigating the Menus and Keypad



**UP ARROW** button: scrolls up the menu




**DOWN ARROW** button: scrolls down the menu



**CHECK MARK** button: selects the highlighted option, opens a new screen, or accepts a changed setting





**CANCEL or X** button: returns to the previous screen or cancels a changed setting



Controller



Remote

Hold down  or  to quickly scroll through the setting without repeatedly pressing the button.



## Set Date and Time

Follow this procedure to update the date or time.

**NOTE:** The HE Twin Controller must initialize and return to the HOME screen if settings are changed.

Screen Display	Range	Setting Description
SOFTENING JAN-01-18 12:01P	N/A	1. From the <b>HOME</b> screen, press  to view the main menu.
>1) INFORMATION 2) MANUAL MODE	1-6	2. The screen displays the main menu. Press    to select 3)SET DATE/TIME.
<b>Set Month</b>		
SET MONTH >JAN	Jan-Dec	The screen displays the month setting. Press   or  and then  to change the setting.
<b>Set Day</b>		
SET DAY >1	1-31	The screen displays the day setting. Press   or  and then  to change the setting.
<b>Set Year</b>		
SET YEAR >2018	2009-2030	The screen displays the year setting. Press   or  and then  to change the setting.
<b>Set Clock Type</b>		
CLOCK TYPE > 12 HR	12 HR, 24 HR	The screen displays the clock type setting. Press   or  and then  to change the setting.
<b>Set Hour</b>		
SET HOUR > 12PM	12PM-11AM, 0-23	The screen displays the hour setting. Press   or  and then  to change the setting.
<b>Set Minutes</b>		
SET MINUTES >1	0-59	The screen displays the minutes setting. Press   or  and then  to change the setting.



**Set Daylight Savings Time**

Screen Display	Range	Setting Description
DAYLIGHT SAVING YES	Yes, No	The screen displays the Daylight Savings Time setting. Press   or  and then  to change the setting.
2) MANUAL MODE >3) SET DATE/TIME		The screen displays the main menu. Press  to save the changes and initialize the system.
SOFTENING JAN-01-18 12:01P		3. The screen displays the home screen.



## Information

The following information can be displayed at the control valve or remote display. These settings are read-only. Press or to scroll through the settings. Press to view the previous setting.

Screen Display	Range	Setting Description
SOFTENING JAN-01-18 12:01P	N/A	1. From the <b>HOME</b> screen, press  to view the main menu.
>1) INFORMATION 2) MANUAL MODE	1-6	2. The screen displays the main menu. Press  to select <b>1) INFORMATION</b> .
SALT TANK LEVEL OK	OK, Low	3. If a Smart Brine Tank Probe is installed, this screen displays the salt level. The status is <b>OK</b> unless the SBT probe detects low salt level. If the screen displays <b>LOW</b> a subsequent screen displays <b>APPROX DAYS OF SALT REMAINING</b> . Press  to select the next information screen.
REMAIN CAPACITY 100%	0-100	4. The screen displays the softening capacity remaining, displayed as a percentage of the total capacity. During manually initiated regeneration, assume 0 percent remaining capacity. Press  to select the next information screen.
REMAIN CAPACITY 740 GAL	0-no limit	5. The screen displays the softening capacity remaining, measured in gallons (liters). Press  to see the next information screen.
CURRENT FLOWRATE 0.0 GPM	0-no limit	6. The screen displays the current flow rate, measured in gallons (liters) per minute. Press  to see the next information screen.
TODAY'S USAGE 0 GAL	0-no limit	7. The screen displays today's water usage, measured in gallons (liters). Press  to see the next information screen.
AVERAGE DAILY 300 GAL	0-no limit	8. The screen displays average water usage for this configuration. Press  to see the next information screen.




Screen Display	Range	Setting Description
NEXT REGEN ON JAN-03	N/A	9. The screen displays the date of the next regeneration, based on average daily water usage. Press  to see the next information screen.
TOTAL WATER USED 1000 GAL	0-no limit	10. The screen displays the total water used for this configuration. Whole numbers are displayed above 100 gallons. Press  to see the next information screen.
EXT FILT CAP REM 20000 GAL	0-no limit	11. If an external filter is used, the screen displays the remaining capacity of the filter. When the remaining capacity reaches zero, the system triggers the External Filter Alarm. Press  to return to the main menu.
>1) INFORMATION 2) MANUAL MODE		The screen displays the main menu. Press  to exit to the home screen.
SOFTENING JAN-01-18 12:01P		12. The screen displays the home screen.




## Error Codes

The HE Twin Controller, as well as the Remote Display (if connected), may display the following errors.



PROBLEM FOUND  
APR-01-18 10:01A

When the High Efficiency Twin Controller identifies an error, it is programmed to attempt to correct the error without user input. If the problem persists, the HOME SCREEN displays PROBLEM FOUND. Press  to display the first error present.

Pos Sensor Err

Press  to display any additional errors present.

-->CLEAR ERRORS

Press  and  to view action: CLEAR ERRORS, GO TO MENU, or EXIT. If you select CLEAR ERRORS, the controller checks the error status and attempts to clear the error. If the error still exists, the home screen displays PROBLEM FOUND. If the error no longer exists the screen displays SYSTEM OK.

-->GO TO MENU

10. Contact your local Culligan dealer.



## Regeneration

There are several conditions that will cause the HE Twin Controller to trip a regeneration. The screen displays REGEN Tonite when the control has signaled for a regeneration. Regenerating is displayed while the control is in regeneration. The following are conditions that will call for regeneration:

1. When the Soft-Minder® meter has recorded the passage of a predetermined number of gallons.
2. When the Aqua-Sensor® Probe senses the hardness in the Cullex Media.
3. At the preset time, when the number of days without a regeneration is equal to the regeneration interval (timeclock backup) setting.
4. At the preset time, when Regen Tonite is selected. The screen displays Regen Tonite.
5. Immediately, when the Regen Now is selected. The screen displays Regenerating.
6. Immediately, if power to the unit has been off for more than three hours and the time of day has been restored.
7. At the preset time based on "Day-of-Week" Regeneration setting.

Follow either procedure to initiate a regeneration.

### Delayed Regeneration

Screen Display	Range	Setting Description
<div>SOFTENING JAN-01-18 12:01P</div>	N/A	1. From the <b>HOME</b> screen, press <input checked="" type="checkbox"/> and hold for at least five (5)seconds.
<div>REGEN TONITE JAN-01-18 12:01P</div>	Regen Tonite	2. The screen displays the regeneration status on the first line of the display. The system will regenerate at a scheduled time.
<div>REGEN OFF JAN-01-18 12:01P</div>	Regen Off	3. To cancel a delayed regeneration, press <input checked="" type="checkbox"/> and hold for at leave five (5) seconds. The screen displays the new status.

### Immediate Regeneration

Screen Display	Range	Setting Description
<div>SOFTENING JAN-01-18 12:01P</div>	N/A	1. From the <b>HOME</b> screen, press <input checked="" type="checkbox"/> and hold for at least ten (10) seconds.
<div>REGEN NOW JAN-01-18 12:01P</div>	Regen Now	2. The screen displays the regeneration status on the first line of the display. The softener will initiate an immediate regeneration.
<div>REGENERATING JAN-01-18 12:01P</div>	N/A	3. The first line of the screen displays <b>REGENERATING</b> .



## Standard Manual Regeneration

Screen Display	Range	Setting Description
SOFTENING JAN-01-18 12:01P	N/A	1. From the <b>HOME</b> screen, press  to view the main menu.
1) INFORMATION >2)MANUAL MODE	1-6	2. The screen displays the main menu. Press   to select <b>2)MANUAL MODE</b> .
MANUAL MODE >REGEN NOW	Regen Off Regen Now Regen Tonite Bypass	<p>The screen displays the manual regeneration menu. Press   or  and then  to change the setting.</p> <p>REGEN NOW is the default.            REGEN OFF specifies the softener will not regenerate.            REGEN TONITE specifies that the softener will regenerate that night at 2:00 a.m. (or at the preset regeneration time). The screen displays two status messages: SOFTENING and REGEN TONITE.            BYPASS specifies a preset softener bypass time.            Press  to select the total time the softener is in the bypass state.</p>
MANUAL BYPASS OFF	Off, 30, 60, 90, 120, 180, Manual Bypass	<p>The screen displays the manual bypass duration, in minutes. This specifies the total time the softener is to be in the bypass state. Press   or  and then  to change the setting.</p>
SOFTENING JAN-01-18 12:01P	N/A	Press   to display the home screen.



## When and How to Bypass Your Water Softener

Normally, all water except outside lines passes through the water softener. There are times when the water softener should be bypassed, using the Cul-Flo-Valv® Bypass, or a three-way bypass valve. You should bypass:

1. If lines to outside faucets do not bypass the water softener, and you do not want to waste softened water on lawn sprinkling or other outside uses.
2. If you are going away on vacation and do not want the unit to recharge.

### Bypass Valve

In the back of Culligan water softener is a Cul-Flo-Valv® Bypass valve. To bypass the unit, turn the blue knob clockwise. To return to softened water service, turn the blue knob counter-clockwise.

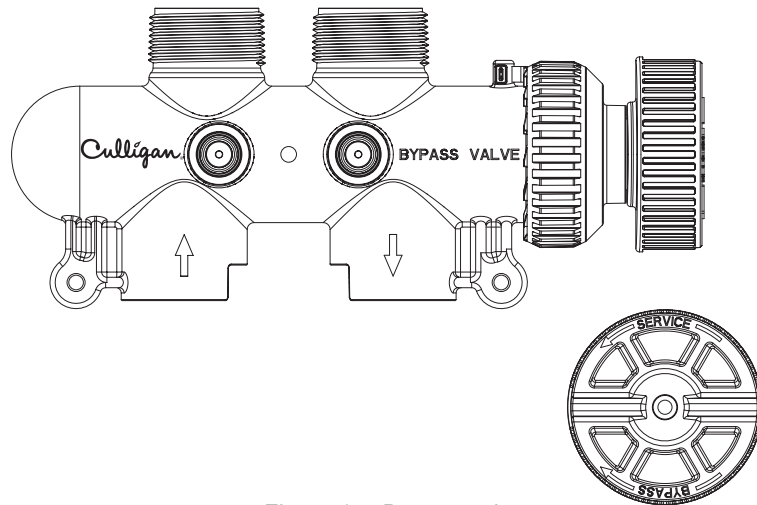


Figure 1. Bypass valve.

### Bypassed

To BYPASS, turn the blue knob clockwise (see directional arrow on end of knob) until the knob stops as shown in Figure 1. DO NOT OVERTIGHTEN!

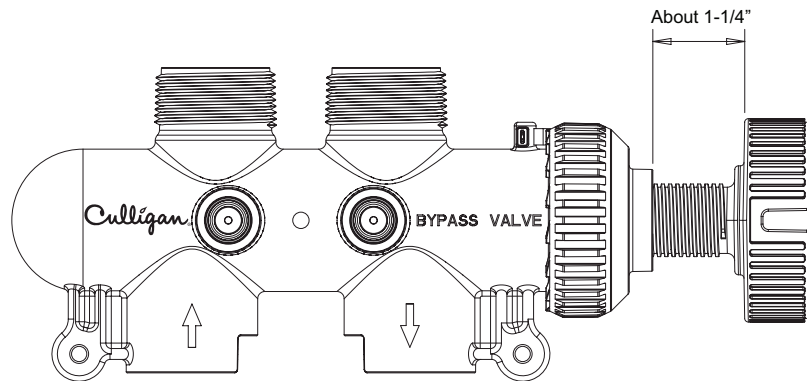


Figure 2. Service valve.

### Softened Water

To return to SERVICE, turn the blue knob counter-clockwise (see directional arrow on end of knob) until the knob stops as shown in Figure 2. DO NOT OVERTIGHTEN!



## Things to Check Before You Call for Service

If you unexpectedly experience changes in your water, make these simple checks before calling your Culligan dealer. One of the following conditions may be the reason for your interruption of service.

### Important

If any of the following conditions are found, the water softener should be manually regenerated according to instructions on [page 11](#) after you have corrected the problem.

### Power Supply

Check your power supply cord. Is it plugged fully into the electric outlet?  
Be certain that the outlet is not controlled by a wall switch which has been turned off.  
Plug in the transformer then reset conditioner to the correct time of day.

### Blown Fuse

Check the house fuse or circuit breaker panel.  
Replace a blown-out fuse or reset an open circuit breaker.

### Power Failure

Any interruption in your power supply or time change, such as daylight savings, will disrupt your softener's regeneration schedule by causing the timer to run off-schedule. Reset the timer to the correct time of day.

### Bypass Valves

Check to see if they are in the proper position. Cul-Flo-Valv® Bypass, if used, should be in the "Service" position (see [page 23](#)).  
If hand valves are used, see that inlet and outlet valve are opened and that the bypass valve is closed.

### No Water

If you aren't getting any water flow at all, make sure your water supply is working. Open a tap ahead of the conditioner (outside tap) to see if you have any water pressure. If you have water pressure, check the bypass valve. If it is in the Service position, put it into the bypass and call your Culligan dealer for service.

### Increased Usage

Guests, family additions, new water-using appliances, etc., will result in more water usage and may require additional programming by your local Culligan dealer. Please contact your local Culligan dealer.



## Performance Data Sheet Culligan High Efficiency Twin 9" Downflow Water Softener with Soft- Minder® Meter

Culligan knows the more informed you are about your water treatment systems, the more confident you will be about its performance. It's because of this and more than seventy years of commitment to customer satisfaction that Culligan is providing this Performance Data Sheet to its customers.

**NOTICE** Read this Performance Data Sheet and compare the capabilities of this unit with your actual water treatment needs. It is recommended that before purchasing a water treatment unit, you have your water supply tested to determine your actual water treatment needs.

Manufacturer: Culligan International Company  
9399 W. Higgins Rd., Suite 1100,  
Rosemont, IL 60018 USA  
(847) 430-2800  
www.culligan.com

Product: Culligan High Efficiency Twin 9" Downflow Water Softener with Soft-Minder® Meter

### Testing Conditions & Results:

Flow Rate:	9.0 gpm @ 15 psi	Capacity:	17,854 grains @ 4.0 lb. salt
Pressure:	30–40 psi (2.1–2.8 kg/cm <sup>2</sup> )		27,108 grains @ 8.0 lb. salt
Acidity:	Non-Corrosive		31,736 grains @ 12.0 lb. salt
Temperature:	68°F (20°C)	pH:	7.6

Efficiency Rated Dosage<sup>†</sup>: 4,463 gr/lb

### Softener Specifications:

Service Flow Rate: 9.0 gpm	Pressure Drop at Max. Flow Rate: 15 psi
Operating Temp. Range: 33–120°F (0.6–51.7°C)	Max. Drain Flow Rate: 1.98 gpm
Working Press. Range: 20–125 psi (1.4–8.5 kg/cm <sup>2</sup> )	Oper. Press. Range (Canada): 20–90 psi (1.4–6.3 kg/cm <sup>2</sup> )

Name of Substance	USEPA Max. Contaminant Level	pH	Flow Rate	Pressure
Barium	2.0 mg/L	7.5 + 0.5	9.0 gpm	15 (psig)
Radium 226/228	5 pCi/L	7.5 + 0.5	9.0 gpm	15 (psig)

This system is certified for barium and radium 226/228 reduction based on hardness reduction.

It is recommended you test your water every 6 months to ensure the system is performing properly and that hardness, and therefore barium and radium 226/228, are being reduced.

The Culligan High Efficiency Twin Series 9" Downflow Water Softeners with Soft-Minder® Meter are tested and certified by WQA against NSF/ANSI Standard 372, CSA B483.1, NSF/ANSI Standard 44 for the effective reduction of hardness (calcium and magnesium), barium, and radium 226/228, as verified and substantiated by test data. To maintain product certification and ensure uniform performance, the product is retested on a consistent basis.

The Culligan High Efficiency Twin Series 9" Downflow Water Softeners with Soft-Minder® Meter are certified by IAPMO R&T against NSF/ANSI Standard 372, CSA B483.1, NSF/ANSI Standard 44 for the effective reduction of hardness (calcium and magnesium), barium, and radium 226/228, as verified and substantiated by test data. To maintain product certification and ensure uniform performance, the product is retested on a consistent basis.

The Culligan High Efficiency Twin Series 9" Downflow Water Softeners with Soft-Minder® Meter are registered under California Water Treatment Device Registration Number 2072b. The Culligan High Efficiency Twin Series 9" Downflow Water Softeners with Soft-Minder® Meter are registered under Iowa Water Treatment Device Registration Number 20614.

An efficiency rated water softener is a DIR softener which also complies with specific performance specifications intended to minimize the amount of regenerant brine and water used in its operation. Efficiency rated water softeners shall have a rated salt efficiency of not less than 3350 grains of total hardness exchange per pound of salt (based on NaCl equivalency) (477 grams of total hardness exchange per kilogram of salt), and shall not deliver more salt than its listed rating. The efficiency is measured by a laboratory test described in NSF/ANSI 44. The test represents the maximum possible efficiency the system can achieve. Operational efficiency is the actual efficiency achieved after the system has been installed. It is typically less than the efficiency due to individual application factors including water hardness, water usage, and other contaminants that reduce the softener's capacity.

Refer to the Specifications, Familiarization and Warranty section of this Owner's Guide (P/N 01023052) for more specific product information. To avoid contamination from improper handling and installation, your system should only be installed and serviced by your Culligan Man. Performance will vary based on local water conditions. The substances reduced by this system are not necessarily in your water.

Culligan water softeners are designed to work with any salt of good quality, although it is recommended that you ask your local Culligan Man for his suggestion on the best type and grade of salt to use in this softener.

**NOTICE** This softener is not intended to be used for treating water that is microbiologically unsafe or of unknown quality without adequate disinfection before or after the system.



C US



<sup>†</sup>The efficiency rated dosage is only valid at the 4lb. salt dosage and maximum service flow rate for 9" models.



## Performance Data Sheet Culligan High Efficiency Twin 9\"/>

Culligan knows the more informed you are about your water treatment systems, the more confident you will be about its performance. It's because of this and more than seventy years of commitment to customer satisfaction that Culligan is providing this Performance Data Sheet to its customers.

**NOTICE** Read this Performance Data Sheet and compare the capabilities of this unit with your actual water treatment needs. It is recommended that before purchasing a water treatment unit, you have your water supply tested to determine your actual water treatment needs.

Manufacturer: Culligan International Company  
9399 W. Higgins Rd., Suite 1100,  
Rosemont, IL 60018 USA  
(847) 430-2800  
www.culligan.com

Product: Culligan High Efficiency Twin 9\"/>

### Testing Conditions & Results:

Flow Rate:	9.0 gpm @ 15 psi	Capacity:	17,854 grains @ 4.0 lb. salt
Pressure:	30–40 psi (2.1–2.8 kg/cm <sup>2</sup> )		27,108 grains @ 8.0 lb. salt
Acidity:	Non-Corrosive		31,736 grains @ 12.0 lb. salt
Temperature:	68°F (20°C)	pH:	7.6

Efficiency Rated Dosage<sup>†</sup>: 4,463 grains @ 4.0 lb salt

### Softener Specifications:

Service Flow Rate: 9.0 gpm	Pressure Drop at Max. Flow Rate: 15 psi
Operating Temp. Range: 33–120°F (0.6–51.7°C)	Max. Drain Flow Rate: 1.98 gpm
Working Press. Range: 20–125 psi (1.4–8.5 kg/cm <sup>2</sup> )	Oper. Press. Range (Canada): 20–90 psi (1.4–6.3 kg/cm <sup>2</sup> )

Name of Substance	USEPA Max. Contaminant Level	pH	Flow Rate	Pressure
Barium	2.0 mg/L	7.5 + 0.5	9.0 gpm	15 (psig)
Radium 226/228	5 pCi/L	7.5 + 0.5	9.0 gpm	15 (psig)

This system is certified for barium and radium 226/228 reduction based on hardness reduction. It is recommended you test your water every 6 months to ensure the system is performing properly and that hardness, and therefore barium and radium 226/228, are being reduced.

The Culligan High Efficiency Twin 9\"/>

The Culligan High Efficiency Twin 9\"/>

The Culligan High Efficiency Twin 9\"/>

An efficiency rated water softener is a DIR softener which also complies with specific performance specifications intended to minimize the amount of regenerant brine and water used in its operation. Efficiency rated water softeners shall have a rated salt efficiency of not less than 3350 grains of total hardness exchange per pound of salt (based on NaCl equivalency) (477 grams of total hardness exchange per kilogram of salt), and shall not deliver more salt than its listed rating. The efficiency is measured by a laboratory test described in NSF/ANSI 44. The test represents the maximum possible efficiency the system can achieve. Operational efficiency is the actual efficiency achieved after the system has been installed. It is typically less than the efficiency due to individual application factors including water hardness, water usage, and other contaminants that reduce the softener's capacity.

Refer to the Specifications, Familiarization and Warranty section of this Owner's Guide (P/N 01023052) for more specific product information. To avoid contamination from improper handling and installation, your system should only be installed and serviced by your Culligan Man. Performance will vary based on local water conditions. The substances reduced by this system are not necessarily in your water.

Culligan water softeners are designed to work with any salt of good quality, although it is recommended that you ask your local Culligan Man for his suggestion on the best type and grade of salt to use in this softener.

**NOTICE** This softener is not intended to be used for treating water that is microbiologically unsafe or of unknown quality without adequate disinfection before or after the system.

<sup>†</sup>The efficiency rated dosage is only valid at the 4lb. salt dosage and maximum service flow rate for 9\"/>





# **Performance Data Sheet Culligan High Efficiency 10" Twin Downflow Water Softener with Soft- Minder® Meter**

Culligan knows the more informed you are about your water treatment systems, the more confident you will be about its performance. It's because of this and more than seventy years of commitment to customer satisfaction that Culligan is providing this Performance Data Sheet to its customers.

**NOTICE** Read this Performance Data Sheet and compare the capabilities of this unit with your actual water treatment needs. It is recommended that before purchasing a water treatment unit, you have your water supply tested to determine your actual water treatment needs.

**Manufacturer:** Culligan International Company  
9399 W. Higgins Rd., Suite 1100,  
Rosemont, IL 60018 USA  
(847) 430-2800  
www.culligan.com

**Product:** Culligan High Efficiency Twin 10" Downflow Water Softener with Soft-Minder® Meter

## **Testing Conditions & Results:**

Flow Rate: 9.4 gpm @ 12 psi Capacity: 26,781 grains @ 6.0 lb. salt  
Pressure: 30–40 psi (2.1–2.8 kg/cm<sup>2</sup>) 40,662 grains @ 12.0 lb. salt  
Acidity: Non-Corrosive 47,604 grains @ 18.0 lb. salt  
Temperature: 68°F (20°C) pH: 7.6

Efficiency Rated Dosage<sup>†</sup>: 4,463 gr/lb

## **Softener Specifications:**

Service Flow Rate: 9.4 gpm Pressure Drop at Max. Flow Rate: 12 psi  
Operating Temp. Range: 33–120°F (0.6–51.7°C) Max. Drain Flow Rate: 2.0 gpm  
Working Press. Range: 20–125 psi (1.4–8.5 kg/cm<sup>2</sup>) Oper. Press. Range (Canada): 20–90 psi (1.4–6.3 kg/cm<sup>2</sup>)

Name of Substance	USEPA Max. Contaminant Level	pH	Flow Rate	Pressure
Barium	2.0 mg/L	7.5 + 0.5	9.4 gpm	12 (psig)
Radium 226/228	5 pCi/L	7.5 + 0.5	9.4 gpm	12 (psig)

This system is certified for barium and radium 226/228 reduction based on hardness reduction. It is recommended you test your water every 6 months to ensure the system is performing properly and that hardness, and therefore barium and radium 226/228, are being reduced.

The Culligan High Efficiency Twin 10" Downflow Water Softeners with Soft-Minder® Meter are tested and certified by WQA against NSF/ANSI Standard 372, CSA B483.1, NSF/ANSI Standard 44 for the effective reduction of hardness (calcium and magnesium), barium, and radium 226/228, as verified and substantiated by test data. To maintain product certification and ensure uniform performance, the product is retested on a consistent basis.

The Culligan High Efficiency Twin 10" Downflow Water Softeners with Soft-Minder® Meter are certified by IAPMO R&T against NSF/ANSI Standard 372, CSA B483.1, NSF/ANSI Standard 44 for the effective reduction of hardness (calcium and magnesium), barium, and radium 226/228, as verified and substantiated by test data. To maintain product certification and ensure uniform performance, the product is retested on a consistent basis.

The Culligan High Efficiency Twin 10" Downflow Water Softeners with Soft-Minder® Meter are registered under California Water Treatment Device Registration Number 2075b. The Culligan High Efficiency Twin 10" Downflow Water Softeners with Soft-Minder® Meter are registered under Iowa Water Treatment Device Registration Number 20615.

An efficiency rated water softener is a DIR softener which also complies with specific performance specifications intended to minimize the amount of regenerant brine and water used in its operation. Efficiency rated water softeners shall have a rated salt efficiency of not less than 3350 grains of total hardness exchange per pound of salt (based on NaCl equivalency) (477 grams of total hardness exchange per kilogram of salt), and shall not deliver more salt than its listed rating. The efficiency is measured by a laboratory test described in NSF/ANSI 44. The test represents the maximum possible efficiency the system can achieve. Operational efficiency is the actual efficiency achieved after the system has been installed. It is typically less than the efficiency due to individual application factors including water hardness, water usage, and other contaminants that reduce the softener's capacity.

Refer to the Specifications, Familiarization and Warranty section of this Owner's Guide (P/N 01023052) for more specific product information. To avoid contamination from improper handling and installation, your system should only be installed and serviced by your Culligan Man. Performance will vary based on local water conditions. The substances reduced by this system are not necessarily in your water.

Culligan water softeners are designed to work with any salt of good quality, although it is recommended that you ask your local Culligan Man for his suggestion on the best type and grade of salt to use in this softener.

**NOTICE** This softener is not intended to be used for treating water that is microbiologically unsafe or of unknown quality without adequate disinfection before or after the system.



C US



C ®

<sup>†</sup>The efficiency rated dosage is only valid at the 6 lb. salt dosage and maximum service flow rate for 10" models.



## Performance Data Sheet Culligan High Efficiency Twin 10" Downflow Water Softener with Aqua-Sensor® Sensing Device

Culligan knows the more informed you are about your water treatment systems, the more confident you will be about its performance. It's because of this and more than seventy years of commitment to customer satisfaction that Culligan is providing this Performance Data Sheet to its customers.

**NOTICE** Read this Performance Data Sheet and compare the capabilities of this unit with your actual water treatment needs. It is recommended that before purchasing a water treatment unit, you have your water supply tested to determine your actual water treatment needs.

Manufacturer: Culligan International Company  
9399 W. Higgins Rd., Suite 1100,  
Rosemont, IL 60018 USA  
(847) 430-2800  
www.culligan.com

Product: Culligan High Efficiency Twin 10" Downflow Water Softener with Aqua-Sensor® Sensing Device

### Testing Conditions & Results:

Flow Rate: 9.4 gpm @ 12 psi Capacity: 26,781 grains @ 6.0 lb. salt  
Pressure: 30–40 psi (2.1–2.8 kg/cm<sup>2</sup>) 40,662 grains @ 12.0 lb. salt  
Acidity: Non-Corrosive 47,604 grains @ 18.0 lb. salt  
Temperature: 68°F (20°C) pH: 7.6  
Efficiency Rated Dosage<sup>†</sup>: 4,463 gr/lb

### Softener Specifications:

Service Flow Rate: 9.4 gpm Pressure Drop at Max. Flow Rate: 12 psi  
Operating Temp. Range: 33–120°F (0.6–51.7°C) Max. Drain Flow Rate: 2.0 gpm  
Working Press. Range: 20–125 psi (1.4–8.5 kg/cm<sup>2</sup>) Oper. Press. Range (Canada): 20–90 psi (1.4–6.3 kg/cm<sup>2</sup>)

Name of Substance	USEPA Max. Contaminant Level	pH	Flow Rate	Pressure
Barium	2.0 mg/L	7.5 + 0.5	9.4 gpm	12 (psig)
Radium 226/228	5 pCi/L	7.5 + 0.5	9.4 gpm	12 (psig)

This system is certified for barium and radium 226/228 reduction based on hardness reduction. It is recommended you test your water every 6 months to ensure the system is performing properly and that hardness, and therefore barium and radium 226/228, are being reduced.

The Culligan High Efficiency Twin 10" Downflow Water Softeners with Aqua-Sensor® Sensing Device are tested and certified by WQA against NSF/ANSI Standard 372, CSA B483.1, NSF/ANSI Standard 44 for the effective reduction of hardness (calcium and magnesium), barium, and radium 226/228, as verified and substantiated by test data. To maintain product certification and ensure uniform performance, the product is retested on a consistent basis.

The Culligan High Efficiency Twin 10" Downflow Water Softeners with Aqua-Sensor® Sensing Device are certified by IAPMO R&T against NSF/ANSI Standard 372, CSA B483.1, NSF/ANSI Standard 44 for the effective reduction of hardness (calcium and magnesium), barium, and radium 226/228, as verified and substantiated by test data. To maintain product certification and ensure uniform performance, the product is retested on a consistent basis.

The Culligan High Efficiency Twin 10" Downflow Water Softeners with Aqua-Sensor® Sensing Device are registered under California Water Treatment Device Registration Number 2075a. The Culligan High Efficiency Twin 10" Downflow Water Softeners with Aqua-Sensor® Sensing Device are registered under Iowa Water Treatment Device Registration Number 20615.

An efficiency rated water softener is a DIR softener which also complies with specific performance specifications intended to minimize the amount of regenerant brine and water used in its operation. Efficiency rated water softeners shall have a rated salt efficiency of not less than 3350 grains of total hardness exchange per pound of salt (based on NaCl equivalency) (477 grams of total hardness exchange per kilogram of salt), and shall not deliver more salt than its listed rating. The efficiency is measured by a laboratory test described in NSF/ANSI 44. The test represents the maximum possible efficiency the system can achieve. Operational efficiency is the actual efficiency achieved after the system has been installed. It is typically less than the efficiency due to individual application factors including water hardness, water usage, and other contaminants that reduce the softener's capacity.

Refer to the Specifications, Familiarization and Warranty section of this Owner's Guide (P/N 01023052) for more specific product information. To avoid contamination from improper handling and installation, your system should only be installed and serviced by your Culligan Man. Performance will vary based on local water conditions. The substances reduced by this system are not necessarily in your water.

Culligan water softeners are designed to work with any salt of good quality, although it is recommended that you ask your local Culligan Man for his suggestion on the best type and grade of salt to use in this softener.

**NOTICE** This softener is not intended to be used for treating water that is microbiologically unsafe or of unknown quality without adequate disinfection before or after the system.



<sup>†</sup>The efficiency rated dosage is only valid at the 6lb. salt dosage and maximum service flow rate for 10" models.



# **Performance Data Sheet Culligan High Efficiency Twin 9" Upflow Water Softener with Soft-Minder® Meter**

Culligan knows the more informed you are about your water treatment systems, the more confident you will be about its performance. It's because of this and more than seventy years of commitment to customer satisfaction that Culligan is providing this Performance Data Sheet to its customers.

**NOTICE** Read this Performance Data Sheet and compare the capabilities of this unit with your actual water treatment needs. It is recommended that before purchasing a water treatment unit, you have your water supply tested to determine your actual water treatment needs.

**Manufacturer:** Culligan International Company  
9399 W. Higgins Rd., Suite 1100,  
Rosemont, IL 60018 USA  
(847) 430-2800  
www.culligan.com

**Product:** Culligan High Efficiency Twin 9" Upflow Water Softener with Soft-Minder® Meter

## **Testing Conditions & Results:**

Flow Rate: 9.0 gpm @ 15 psi Capacity: 9,792 grains @ 2.0 lb. salt  
Pressure: 30–40 psi (2.1–2.8 kg/cm<sup>2</sup>) 17,366 grains @ 4.0 lb. salt  
Acidity: Non-Corrosive 27,306 grains @ 8.0 lb. salt  
Temperature: 68°F (20°C) pH: 7.6

Efficiency Rated Dosage†: 4,896 gr/lb @ 2.0 lb salt dosage

## **Softener Specifications:**

Service Flow Rate: 9.0 gpm Pressure Drop at Max. Flow Rate: 15 psi  
Operating Temp. Range: 33–120°F (0.6–51.7°C) Max. Drain Flow Rate: 2.0 gpm  
Working Press. Range: 20–125 psi (1.4–8.5 kg/cm<sup>2</sup>) Oper. Press. Range (Canada): 20–90 psi (1.4–6.3 kg/cm<sup>2</sup>)

Name of Substance	USEPA Max. Contaminant Level	pH	Flow Rate	Pressure
Barium	2.0 mg/L	7.5 + 0.5	9.0 gpm	15 (psig)
Radium 226/228	5 pCi/L	7.5 + 0.5	9.0 gpm	15 (psig)

This system is certified for barium and radium 226/228 reduction based on hardness reduction. It is recommended you test your water every 6 months to ensure the system is performing properly and that hardness, and therefore barium and radium 226/228, are being reduced.

The Culligan High Efficiency Twin Series 9" Upflow Water Softeners with Soft-Minder® Meter are tested and certified by WQA against NSF/ANSI Standard 372, CSA B483.1, NSF/ANSI Standard 44 for the effective reduction of hardness (calcium and magnesium), barium, and radium 226/228, as verified and substantiated by test data. To maintain product certification and ensure uniform performance, the product is retested on a consistent basis.

The Culligan High Efficiency Twin Series 9" Upflow Water Softeners with Soft-Minder® Meter are certified by IAPMO R&T against NSF/ANSI Standard 372, CSA B483.1, NSF/ANSI Standard 44 for the effective reduction of hardness (calcium and magnesium), barium, and radium 226/228, as verified and substantiated by test data. To maintain product certification and ensure uniform performance, the product is retested on a consistent basis.

The Culligan High Efficiency Twin Series 9" Upflow Water Softeners with Soft-Minder® Meter are registered under California Water Treatment Device Registration Number 2072h. The Culligan High Efficiency Twin Series 9" Upflow Water Softeners with Soft-Minder® Meter are registered under Iowa Water Treatment Device Registration Number 20614.

An efficiency rated water softener is a DIR softener which also complies with specific performance specifications intended to minimize the amount of regenerant brine and water used in its operation. Efficiency rated water softeners shall have a rated salt efficiency of not less than 3350 grains of total hardness exchange per pound of salt (based on NaCl equivalency) (477 grams of total hardness exchange per kilogram of salt), and shall not deliver more salt than its listed rating. The efficiency is measured by a laboratory test described in NSF/ANSI 44. The test represents the maximum possible efficiency the system can achieve. Operational efficiency is the actual efficiency achieved after the system has been installed. It is typically less than the efficiency due to individual application factors including water hardness, water usage, and other contaminants that reduce the softener's capacity.

Refer to the Specifications, Familiarization and Warranty section of this Owner's Guide (P/N 01023052) for more specific product information. To avoid contamination from improper handling and installation, your system should only be installed and serviced by your Culligan Man. Performance will vary based on local water conditions. The substances reduced by this system are not necessarily in your water.

Culligan water softeners are designed to work with any salt of good quality, although it is recommended that you ask your local Culligan Man for his suggestion on the best type and grade of salt to use in this softener.

**NOTICE** This softener is not intended to be used for treating water that is microbiologically unsafe or of unknown quality without adequate disinfection before or after the system.



C US



†The efficiency rated dosage is only valid at the 2lb. salt dosage and maximum service flow rate for 9" models.



## Performance Data Sheet Culligan High Efficiency Twin 9" Upflow Water Softener with Aqua-Sensor® Sensing Device

Culligan knows the more informed you are about your water treatment systems, the more confident you will be about its performance. It's because of this and more than seventy years of commitment to customer satisfaction that Culligan is providing this Performance Data Sheet to its customers.

**NOTICE** Read this Performance Data Sheet and compare the capabilities of this unit with your actual water treatment needs. It is recommended that before purchasing a water treatment unit, you have your water supply tested to determine your actual water treatment needs.

**Manufacturer:** Culligan International Company  
9399 W. Higgins Rd., Suite 1100,  
Rosemont, IL 60018 USA  
(847) 430-2800  
www.culligan.com

**Product:** Culligan High Efficiency Twin 9" Upflow Water Softener with Aqua-Sensor® Sensing Device

### Testing Conditions & Results:

Flow Rate: 9.0 gpm @ 15 psi Capacity: 9,792 grains @ 2.0 lb. salt  
Pressure: 30–40 psi (2.1–2.8 kg/cm<sup>2</sup>) 17,366 grains @ 4.0 lb. salt  
Acidity: Non-Corrosive 27,306 grains @ 8.0 lb. salt  
Temperature: 68°F (20°C) pH: 7.6

Efficiency Rated Dosage<sup>†</sup>: 4,896 grains @ 2.0 lb salt dosage

### Softener Specifications:

Service Flow Rate: 9.0 gpm Pressure Drop at Max. Flow Rate: 15 psi  
Operating Temp. Range: 33–120°F (0.6–51.7°C) Max. Drain Flow Rate: 2.0 gpm  
Working Press. Range: 20–125 psi (1.4–8.5 kg/cm<sup>2</sup>) Oper. Press. Range (Canada): 20–90 psi (1.4–6.3 kg/cm<sup>2</sup>)

Name of Substance	USEPA Max. Contaminant Level	pH	Flow Rate	Pressure
Barium	2.0 mg/L	7.5 + 0.5	9.0 gpm	15 (psig)
Radium 226/228	5 pCi/L	7.5 + 0.5	9.0 gpm	15 (psig)

This system is certified for barium and radium 226/228 reduction based on hardness reduction. It is recommended you test your water every 6 months to ensure the system is performing properly and that hardness, and therefore barium and radium 226/228, are being reduced.

The Culligan High Efficiency Twin 9" Upflow Water Softeners with Aqua-Sensor® Sensing Device are tested and certified by WQA against NSF/ANSI Standard 372, CSA B483.1, NSF/ANSI Standard 44 for the effective reduction of hardness (calcium and magnesium), barium, and radium 226/228, as verified and substantiated by test data. To maintain product certification and ensure uniform performance, the product is retested on a consistent basis.

The Culligan High Efficiency Twin 9" Upflow Water Softeners with Aqua-Sensor® Sensing Device are certified by IAPMO R&T against NSF/ANSI Standard 372, CSA B483.1, NSF/ANSI Standard 44 for the effective reduction of hardness (calcium and magnesium), barium, and radium 226/228, as verified and substantiated by test data. To maintain product certification and ensure uniform performance, the product is retested on a consistent basis.

The Culligan High Efficiency Twin 9" Upflow Water Softeners with Aqua-Sensor® Sensing Device are registered under California Water Treatment Device Registration Number 2072g. The Culligan High Efficiency Twin 9" Upflow Water Softeners with Aqua-Sensor® Sensing Device are registered under Iowa Water Treatment Device Registration Number 20614.

An efficiency rated water softener is a DIR softener which also complies with specific performance specifications intended to minimize the amount of regenerant brine and water used in its operation. Efficiency rated water softeners shall have a rated salt efficiency of not less than 3350 grains of total hardness exchange per pound of salt (based on NaCl equivalency) (477 grams of total hardness exchange per kilogram of salt), and shall not deliver more salt than its listed rating. The efficiency is measured by a laboratory test described in NSF/ANSI 44. The test represents the maximum possible efficiency the system can achieve. Operational efficiency is the actual efficiency achieved after the system has been installed. It is typically less than the efficiency due to individual application factors including water hardness, water usage, and other contaminants that reduce the softener's capacity.

Refer to the Specifications, Familiarization and Warranty section of this Owner's Guide (P/N 01023052) for more specific product information. To avoid contamination from improper handling and installation, your system should only be installed and serviced by your Culligan Man. Performance will vary based on local water conditions. The substances reduced by this system are not necessarily in your water.

Culligan water softeners are designed to work with any salt of good quality, although it is recommended that you ask your local Culligan Man for his suggestion on the best type and grade of salt to use in this softener.

**NOTICE** This softener is not intended to be used for treating water that is microbiologically unsafe or of unknown quality without adequate disinfection before or after the system.

<sup>†</sup>The efficiency rated dosage is only valid at the 2lb. salt dosage and maximum service flow rate for 9" models.





# **Performance Data Sheet Culligan High Efficiency 10" Twin Upflow Water Softener with Soft-Minder® Meter**

Culligan knows the more informed you are about your water treatment systems, the more confident you will be about its performance. It's because of this and more than seventy years of commitment to customer satisfaction that Culligan is providing this Performance Data Sheet to its customers.

**NOTICE** Read this Performance Data Sheet and compare the capabilities of this unit with your actual water treatment needs. It is recommended that before purchasing a water treatment unit, you have your water supply tested to determine your actual water treatment needs.

Manufacturer: Culligan International Company  
9399 W. Higgins Rd., Suite 1100,  
Rosemont, IL 60018 USA  
(847) 430-2800  
www.culligan.com

Product: Culligan High Efficiency Twin 10" Upflow Water Softener with Soft-Minder® Meter

## **Testing Conditions & Results:**

Flow Rate: 9.1 gpm @ 15 psi Capacity: 15,314 grains @ 3.0 lb. salt  
Pressure: 30–40 psi (2.1–2.8 kg/cm<sup>2</sup>) 47,726 grains @ 12.0 lb. salt  
Acidity: Non-Corrosive 54,975 grains @ 18.0 lb. salt  
Temperature: 68°F (20°C) pH: 7.6  
Efficiency Rated Dosage†: 5,105 gr/lb @ 3 lb. salt dosage

## **Softener Specifications:**

Service Flow Rate: 9.1 gpm Pressure Drop at Max. Flow Rate: 15 psi  
Operating Temp. Range: 33–120°F (0.6–51.7°C) Max. Drain Flow Rate: 2.0 gpm  
Working Press. Range: 20–125 psi (1.4–8.5 kg/cm<sup>2</sup>) Oper. Press. Range (Canada): 20–90 psi (1.4–6.3 kg/cm<sup>2</sup>)

Name of Substance	USEPA Max. Contaminant Level	pH	Flow Rate	Pressure
Barium	2.0 mg/L	7.5 + 0.5	9.1 gpm	15 (psig)
Radium 226/228	5 pCi/L	7.5 + 0.5	9.1 gpm	15 (psig)

This system is certified for barium and radium 226/228 reduction based on hardness reduction. It is recommended you test your water every 6 months to ensure the system is performing properly and that hardness, and therefore barium and radium 226/228, are being reduced.

The Culligan High Efficiency Twin 10" Upflow Water Softeners with Soft-Minder® Meter are tested and certified by WQA against NSF/ANSI Standard 372, CSA B483.1, NSF/ANSI Standard 44 for the effective reduction of hardness (calcium and magnesium), barium, and radium 226/228, as verified and substantiated by test data. To maintain product certification and ensure uniform performance, the product is retested on a consistent basis.

The Culligan High Efficiency Twin 10" Upflow Water Softeners with Soft-Minder® Meter are certified by IAPMO R&T against NSF/ANSI Standard 372, CSA B483.1, NSF/ANSI Standard 44 for the effective reduction of hardness (calcium and magnesium), barium, and radium 226/228, as verified and substantiated by test data. To maintain product certification and ensure uniform performance, the product is retested on a consistent basis.


The Culligan High Efficiency Twin 10" Upflow Water Softeners with Soft-Minder® Meter are registered under California Water Treatment Device Registration Number 2075e. The Culligan High Efficiency Twin 10" Upflow Water Softeners with Soft-Minder® Meter are registered under Iowa Water Treatment Device Registration Number 20615.

An efficiency rated water softener is a DIR softener which also complies with specific performance specifications intended to minimize the amount of regenerant brine and water used in its operation. Efficiency rated water softeners shall have a rated salt efficiency of not less than 3350 grains of total hardness exchange per pound of salt (based on NaCl equivalency) (477 grams of total hardness exchange per kilogram of salt), and shall not deliver more salt than its listed rating. The efficiency is measured by a laboratory test described in NSF/ANSI 44. The test represents the maximum possible efficiency the system can achieve. Operational efficiency is the actual efficiency achieved after the system has been installed. It is typically less than the efficiency due to individual application factors including water hardness, water usage, and other contaminants that reduce the softener's capacity.

Refer to the Specifications, Familiarization and Warranty section of this Owner's Guide (P/N 01023052) for more specific product information. To avoid contamination from improper handling and installation, your system should only be installed and serviced by your Culligan Man. Performance will vary based on local water conditions. The substances reduced by this system are not necessarily in your water.

Culligan water softeners are designed to work with any salt of good quality, although it is recommended that you ask your local Culligan Man for his suggestion on the best type and grade of salt to use in this softener.

**NOTICE** This softener is not intended to be used for treating water that is microbiologically unsafe or of unknown quality without adequate disinfection before or after the system.



†The efficiency rated dosage is only valid at the 6 lb. salt dosage and maximum service flow rate for 10" models.



## Performance Data Sheet Culligan High Efficiency Twin 10" Upflow Water Softener with Aqua- Sensor® Sensing Device

Culligan knows the more informed you are about your water treatment systems, the more confident you will be about its performance. It's because of this and more than seventy years of commitment to customer satisfaction that Culligan is providing this Performance Data Sheet to its customers.

**NOTICE** Read this Performance Data Sheet and compare the capabilities of this unit with your actual water treatment needs. It is recommended that before purchasing a water treatment unit, you have your water supply tested to determine your actual water treatment needs.

**Manufacturer:** Culligan International Company  
9399 W. Higgins Rd., Suite 1100,  
Rosemont, IL 60018 USA  
(847) 430-2800  
www.culligan.com

**Product:** Culligan High Efficiency Twin 10" Upflow Water Softener with Aqua-Sensor® Sensing Device

### Testing Conditions & Results:

Flow Rate: 9.1 gpm @ 15 psi Capacity: 15,314 grains @ 3.0 lb. salt  
Pressure: 30–40 psi (2.1–2.8 kg/cm<sup>2</sup>) 47,726 grains @ 12.0 lb. salt  
Acidity: Non-Corrosive 54,975 grains @ 18.0 lb. salt  
Temperature: 68°F (20°C) pH: 7.6

Efficiency Rated Dosage†: 5,105 gr/lb @ 3 lb. salt dosage

### Softener Specifications:

Service Flow Rate: 9.4 gpm Pressure Drop at Max. Flow Rate: 15 psi  
Operating Temp. Range: 33–120°F (0.6–51.7°C) Max. Drain Flow Rate: 2.0 gpm  
Working Press. Range: 20–125 psi (1.4–8.5 kg/cm<sup>2</sup>) Oper. Press. Range (Canada): 20–90 psi (1.4–6.3 kg/cm<sup>2</sup>)

Name of Substance	USEPA Max. Contaminant Level	pH	Flow Rate	Pressure
Barium	2.0 mg/L	7.5 + 0.5	9.1 gpm	15 (psig)
Radium 226/228	5 pCi/L	7.5 + 0.5	9.1 gpm	15 (psig)

This system is certified for barium and radium 226/228 reduction based on hardness reduction.

It is recommended you test your water every 6 months to ensure the system is performing properly and that hardness, and therefore barium and radium 226/228, are being reduced.

The Culligan High Efficiency Twin 10" Upflow Water Softeners with Aqua-Sensor® Sensing Device are tested and certified by WQA against NSF/ANSI Standard 372, CSA B483.1, NSF/ANSI Standard 44 for the effective reduction of hardness (calcium and magnesium), barium, and radium 226/228, as verified and substantiated by test data. To maintain product certification and ensure uniform performance, the product is retested on a consistent basis.

The Culligan High Efficiency Twin 10" Upflow Water Softeners with Aqua-Sensor® Sensing Device are certified by IAPMO R&T against NSF/ANSI Standard 372, CSA B483.1, NSF/ANSI Standard 44 for the effective reduction of hardness (calcium and magnesium), barium, and radium 226/228, as verified and substantiated by test data. To maintain product certification and ensure uniform performance, the product is retested on a consistent basis.

The Culligan High Efficiency Twin 10" Upflow Water Softeners with Aqua-Sensor® Sensing Device are registered under California Water Treatment Device Registration Number 2075h. The Culligan High Efficiency Twin 10" Upflow Water Softeners with Aqua-Sensor® Sensing Device are registered under Iowa Water Treatment Device Registration Number 20615.

An efficiency rated water softener is a DIR softener which also complies with specific performance specifications intended to minimize the amount of regenerant brine and water used in its operation. Efficiency rated water softeners shall have a rated salt efficiency of not less than 3350 grains of total hardness exchange per pound of salt (based on NaCl equivalency) (477 grams of total hardness exchange per kilogram of salt), and shall not deliver more salt than its listed rating. The efficiency is measured by a laboratory test described in NSF/ANSI 44. The test represents the maximum possible efficiency the system can achieve. Operational efficiency is the actual efficiency achieved after the system has been installed. It is typically less than the efficiency due to individual application factors including water hardness, water usage, and other contaminants that reduce the softener's capacity.

Refer to the Specifications, Familiarization and Warranty section of this Owner's Guide (P/N 01023052) for more specific product information. To avoid contamination from improper handling and installation, your system should only be installed and serviced by your Culligan Man. Performance will vary based on local water conditions. The substances reduced by this system are not necessarily in your water.

Culligan water softeners are designed to work with any salt of good quality, although it is recommended that you ask your local Culligan Man for his suggestion on the best type and grade of salt to use in this softener.

**NOTICE** This softener is not intended to be used for treating water that is microbiologically unsafe or of unknown quality without adequate disinfection before or after the system.

†The efficiency rated dosage is only valid at the 6lb. salt dosage and maximum service flow rate for 10" models.





# **Performance Data Sheet Culligan High Efficiency Twin 12" Water Softener with Soft-Minder® Meter**

Culligan knows the more informed you are about your water treatment systems, the more confident you will be about its performance. It's because of this and more than seventy years of commitment to customer satisfaction that Culligan is providing this Performance Data Sheet to its customers.

**NOTICE** Read this Performance Data Sheet and compare the capabilities of this unit with your actual water treatment needs. It is recommended that before purchasing a water treatment unit, you have your water supply tested to determine your actual water treatment needs.

**Manufacturer:** Culligan International Company  
9399 W. Higgins Rd., Suite 1100,  
Rosemont, IL 60018 USA  
(847) 430-2800  
www.culligan.com

**Product:** Culligan High Efficiency Twin 12" Water Softener with Soft-Minder® Meter

## **Testing Conditions & Results:**

Flow Rate: 10.0 gpm @ 10 psi Capacity: 31,352 grains @ 7.0 lb. salt  
Pressure: 30–40 psi (2.1–2.8 kg/cm<sup>2</sup>) 48,458 grains @ 16.0 lb. salt  
Acidity: Non-Corrosive 59,267 grains @ 24.0 lb. salt  
Temperature: 68°F (20°C) pH: 7.6

Efficiency Rated Dosage†: 4,479 gr/lb

## **Softener Specifications:**

Service Flow Rate: 10.0 gpm Pressure Drop at Max. Flow Rate: 10 psi (71 kPa)  
Operating Temp. Range: 33–120°F (0.6–51.7°C) Max. Drain Flow Rate: 2.86 gpm  
Working Press. Range: 20–125 psi (1.4–8.5 kg/cm<sup>2</sup>) Oper. Press. Range (Canada): 20–90 psi (1.4–6.3 kg/cm<sup>2</sup>)

Name of Substance	USEPA Max. Contaminant Level	pH	Flow Rate	Pressure
Barium	2.0 mg/L	7.5 + 0.5	10.0 gpm	10 (psig)
Radium 226/228	5 pCi/L	7.5 + 0.5	10.0 gpm	10 (psig)

This system is certified for barium and radium 226/228 reduction based on hardness reduction. It is recommended you test your water every 6 months to ensure the system is performing properly and that hardness, and therefore barium and radium 226/228, are being reduced.

The Culligan High Efficiency Twin 12" Water Softeners with Soft-Minder® Meter are tested and certified by WQA against NSF/ANSI Standard 372, CSA B483.1, NSF/ANSI Standard 44 for the effective reduction of hardness (calcium and magnesium), barium, and radium 226/228, as verified and substantiated by test data. To maintain product certification and ensure uniform performance, the product is retested on a consistent basis.

The Culligan High Efficiency Twin 12" Water Softeners with Soft-Minder® Meter are certified by IAPMO R&T against NSF/ANSI Standard 372, CSA B483.1, NSF/ANSI Standard 44 for the effective reduction of hardness (calcium and magnesium), barium, and radium 226/228, as verified and substantiated by test data. To maintain product certification and ensure uniform performance, the product is retested on a consistent basis.

The Culligan High Efficiency Twin 12" Water Softeners with Soft-Minder® Meter are registered under California Water Treatment Device Registration Number 2073b. The Culligan High Efficiency Twin 12" Water Softeners with Soft-Minder® Meter are registered under Iowa Water Treatment Device Registration Number 20616.

An efficiency rated water softener is a DIR softener which also complies with specific performance specifications intended to minimize the amount of regenerant brine and water used in its operation. Efficiency rated water softeners shall have a rated salt efficiency of not less than 3350 grains of total hardness exchange per pound of salt (based on NaCl equivalency) (477 grams of total hardness exchange per kilogram of salt), and shall not deliver more salt than its listed rating. The efficiency is measured by a laboratory test described in NSF/ANSI 44. The test represents the maximum possible efficiency the system can achieve. Operational efficiency is the actual efficiency achieved after the system has been installed. It is typically less than the efficiency due to individual application factors including water hardness, water usage, and other contaminants that reduce the softener's capacity.

Refer to the Specifications, Familiarization and Warranty section of this Owner's Guide (P/N 01023052) for more specific product information. To avoid contamination from improper handling and installation, your system should only be installed and serviced by your Culligan Man. Performance will vary based on local water conditions. The substances reduced by this system are not necessarily in your water.

Culligan water softeners are designed to work with any salt of good quality, although it is recommended that you ask your local Culligan Man for his suggestion on the best type and grade of salt to use in this softener.

**NOTICE** This softener is not intended to be used for treating water that is microbiologically unsafe or of unknown quality without adequate disinfection before or after the system.



C US





## Performance Data Sheet Culligan High Efficiency Twin 12" Water Softener with Aqua-Sensor® Sensing Device

Culligan knows the more informed you are about your water treatment systems, the more confident you will be about its performance. It's because of this and more than seventy years of commitment to customer satisfaction that Culligan is providing this Performance Data Sheet to its customers.

**NOTICE** Read this Performance Data Sheet and compare the capabilities of this unit with your actual water treatment needs. It is recommended that before purchasing a water treatment unit, you have your water supply tested to determine your actual water treatment needs.

Manufacturer: Culligan International Company  
9399 W. Higgins Rd., Suite 1100,  
Rosemont, IL 60018 USA  
(847) 430-2800  
www.culligan.com

Product: Culligan High Efficiency Twin 12" Water Softener with Aqua-Sensor® Sensing Device

### Testing Conditions & Results:

Flow Rate: 10.0 gpm @ 10 psi Capacity: 31,352 grains @ 7.0 lb. salt  
Pressure: 30–40 psi (2.1–2.8 kg/cm<sup>2</sup>) 48,458 grains @ 16.0 lb. salt  
Acidity: Non-Corrosive 59,267 grains @ 24.0 lb. salt  
Temperature: 68°F (20°C) pH: 7.6

Efficiency Rated Dosage<sup>†</sup>: 4,479 gr/lb

### Softener Specifications:

Service Flow Rate: 10.0 gpm Pressure Drop at Max. Flow Rate: 10 psi (71 kPa)  
Operating Temp. Range: 33–120°F (0.6–51.7°C) Max. Drain Flow Rate: 2.86 gpm  
Working Press. Range: 20–125 psi (1.4–8.5 kg/cm<sup>2</sup>) Oper. Press. Range (Canada): 20–90 psi (1.4–6.3 kg/cm<sup>2</sup>)

Name of Substance	USEPA Max. Contaminant Level	pH	Flow Rate	Pressure
Barium	2.0 mg/L	7.5 + 0.5	10.0 gpm	10 (psig)
Radium 226/228	5 pCi/L	7.5 + 0.5	10.0 gpm	10 (psig)

This system is certified for barium and radium 226/228 reduction based on hardness reduction. It is recommended you test your water every 6 months to ensure the system is performing properly and that hardness, and therefore barium and radium 226/228, are being reduced.

The Culligan High Efficiency Twin 12" Water Softeners with Aqua-Sensor® Sensing Device are tested and certified by WQA against NSF/ANSI Standard 372, CSA B483.1, NSF/ANSI Standard 44 for the effective reduction of hardness (calcium and magnesium), barium, and radium 226/228, as verified and substantiated by test data. To maintain product certification and ensure uniform performance, the product is retested on a consistent basis.

The Culligan High Efficiency Twin 12" Water Softeners with Aqua-Sensor® Sensing Device are certified by IAPMO R&T against NSF/ANSI Standard 372, CSA B483.1, NSF/ANSI Standard 44 for the effective reduction of hardness (calcium and magnesium), barium, and radium 226/228, as verified and substantiated by test data. To maintain product certification and ensure uniform performance, the product is retested on a consistent basis.

The Culligan High Efficiency Twin 12" Water Softeners with Aqua-Sensor® Sensing Device are registered under California Water Treatment Device Registration Number 2073a. The Culligan High Efficiency Twin 12" Water Softeners with Aqua-Sensor® Sensing Device are registered under Iowa Water Treatment Device Registration Number 20616.

An efficiency rated water softener is a DIR softener which also complies with specific performance specifications intended to minimize the amount of regenerant brine and water used in its operation. Efficiency rated water softeners shall have a rated salt efficiency of not less than 3350 grains of total hardness exchange per pound of salt (based on NaCl equivalency) (477 grams of total hardness exchange per kilogram of salt), and shall not deliver more salt than its listed rating. The efficiency is measured by a laboratory test described in NSF/ANSI 44. The test represents the maximum possible efficiency the system can achieve. Operational efficiency is the actual efficiency achieved after the system has been installed. It is typically less than the efficiency due to individual application factors including water hardness, water usage, and other contaminants that reduce the softener's capacity.

Refer to the Specifications, Familiarization and Warranty section of this Owner's Guide (P/N 01023052) for more specific product information. To avoid contamination from improper handling and installation, your system should only be installed and serviced by your Culligan Man. Performance will vary based on local water conditions. The substances reduced by this system are not necessarily in your water.

Culligan water softeners are designed to work with any salt of good quality, although it is recommended that you ask your local Culligan Man for his suggestion on the best type and grade of salt to use in this softener.

**NOTICE** This softener is not intended to be used for treating water that is microbiologically unsafe or of unknown quality without adequate disinfection before or after the system.

<sup>†</sup>The efficiency rated dosage is only valid at the 7 lb. salt dosage and maximum service flow rate for 12" models.





## Performance Data Sheet Culligan High Efficiency Twin 14" Water Softener with Soft-Minder® Meter

Culligan knows the more informed you are about your water treatment systems, the more confident you will be about its performance. It's because of this and more than seventy years of commitment to customer satisfaction that Culligan is providing this Performance Data Sheet to its customers.

**NOTICE** Read this Performance Data Sheet and compare the capabilities of this unit with your actual water treatment needs. It is recommended that before purchasing a water treatment unit, you have your water supply tested to determine your actual water treatment needs.

Manufacturer: Culligan International Company  
9399 W. Higgins Rd., Suite 1100,  
Rosemont, IL 60018 USA  
(847) 430-2800  
www.culligan.com

Product: Culligan High Efficiency Twin 14" Water Softener with Soft-Minder® Meter

### Testing Conditions & Results:

Flow Rate:	10.6 gpm @ 11 psi	Capacity:	42,548 grains @ 10.5 lb. salt
Pressure:	30–40 psi (2.1–2.8 kg/cm <sup>2</sup> )		75,582 grains @ 24.0 lb. salt
Acidity:	Non-Corrosive		88,549 grains @ 36.0 lb. salt
Temperature:	68°F (20°C)	pH:	7.6

Efficiency Rated Dosage<sup>†</sup>: 4,052 grains @ 10.5 lb. salt

### Softener Specifications:

Service Flow Rate: 10.6 gpm	Pressure Drop at Max. Flow Rate: 11 psi
Operating Temp. Range: 33–120°F (0.6–51.7°C)	Max. Drain Flow Rate: 5.3 gpm
Working Press. Range: 20–125 psi (1.4–8.5 kg/cm <sup>2</sup> )	Oper. Press. Range (Canada): 20–90 psi (1.4–6.3 kg/cm <sup>2</sup> )

Name of Substance	USEPA Max. Contaminant Level	pH	Flow Rate	Pressure
Barium	2.0 mg/L	7.5 + 0.5	10.6 gpm	11 (psig)
Radium 226/228	5 pCi/L	7.5 + 0.5	10.6 gpm	11 (psig)

This system is certified for barium and radium 226/228 reduction based on hardness reduction. It is recommended you test your water every 6 months to ensure the system is performing properly and that hardness, and therefore barium and radium 226/228, are being reduced.

The Culligan High Efficiency Twin 14" Water Softeners with Soft-Minder® Meter are tested and certified by WQA against NSF/ANSI Standard 372, CSA B483.1, NSF/ANSI Standard 44 for the effective reduction of hardness (calcium and magnesium), barium, and radium 226/228, as verified and substantiated by test data. To maintain product certification and ensure uniform performance, the product is retested on a consistent basis.

The Culligan High Efficiency Twin 14" Water Softeners with Soft-Minder® Meter are certified by IAPMO R&T against NSF/ANSI Standard 372, CSA B483.1, NSF/ANSI Standard 44 for the effective reduction of hardness (calcium and magnesium), barium, and radium 226/228, as verified and substantiated by test data. To maintain product certification and ensure uniform performance, the product is retested on a consistent basis.

The Culligan High Efficiency Twin 14" Water Softeners with Soft-Minder® Meter are registered under California Water Treatment Device Registration Number 2074b. The Culligan High Efficiency Twin 14" Water Softeners with Soft-Minder® Meter are registered under Iowa Water Treatment Device Registration Number 20617.

An efficiency rated water softener is a DIR softener which also complies with specific performance specifications intended to minimize the amount of regenerant brine and water used in its operation. Efficiency rated water softeners shall have a rated salt efficiency of not less than 3350 grains of total hardness exchange per pound of salt (based on NaCl equivalency) (477 grams of total hardness exchange per kilogram of salt), and shall not deliver more salt than its listed rating. The efficiency is measured by a laboratory test described in NSF/ANSI 44. The test represents the maximum possible efficiency the system can achieve. Operational efficiency is the actual efficiency achieved after the system has been installed. It is typically less than the efficiency due to individual application factors including water hardness, water usage, and other contaminants that reduce the softener's capacity.

Refer to the Specifications, Familiarization and Warranty section of this Owner's Guide (P/N 01023052) for more specific product information. To avoid contamination from improper handling and installation, your system should only be installed and serviced by your Culligan Man. Performance will vary based on local water conditions. The substances reduced by this system are not necessarily in your water.

Culligan water softeners are designed to work with any salt of good quality, although it is recommended that you ask your local Culligan Man for his suggestion on the best type and grade of salt to use in this softener.

**NOTICE** This softener is not intended to be used for treating water that is microbiologically unsafe or of unknown quality without adequate disinfection before or after the system.



C US



C ®



## Performance Data Sheet Culligan High Efficiency Twin 14" Water Softener with Aqua-Sensor® Sensing Device

Culligan knows the more informed you are about your water treatment systems, the more confident you will be about its performance. It's because of this and more than seventy years of commitment to customer satisfaction that Culligan is providing this Performance Data Sheet to its customers.

**NOTICE** Read this Performance Data Sheet and compare the capabilities of this unit with your actual water treatment needs. It is recommended that before purchasing a water treatment unit, you have your water supply tested to determine your actual water treatment needs.

**Manufacturer:** Culligan International Company  
9399 W. Higgins Rd., Suite 1100,  
Rosemont, IL 60018 USA  
(847) 430-2800  
www.culligan.com

**Product:** Culligan High Efficiency Twin 14" Water Softener with Aqua-Sensor® Sensing Device

### Testing Conditions & Results:

Flow Rate: 10.6 gpm @ 11 psi Capacity: 42,548 grains @ 10.5 lb. salt  
Pressure: 30–40 psi (2.1–2.8 kg/cm<sup>2</sup>) 75,582 grains @ 24.0 lb. salt  
Acidity: Non-Corrosive 88,549 grains @ 36.0 lb. salt  
Temperature: 68°F (20°C) pH: 7.6  
Efficiency Rated Dosage†: 4,052 grains @ 10.5 lb. salt

### Softener Specifications:

Service Flow Rate: 10.6 gpm Pressure Drop at Max. Flow Rate: 11 psi  
Operating Temp. Range: 33–120°F (0.6–51.7°C) Max. Drain Flow Rate: 5.3 gpm  
Working Press. Range: 20–125 psi (1.4–8.5 kg/cm<sup>2</sup>) Oper. Press. Range (Canada): 20–90 psi (1.4–6.3 kg/cm<sup>2</sup>)

Name of Substance	USEPA Max. Contaminant Level	pH	Flow Rate	Pressure
Barium	2.0 mg/L	7.5 + 0.5	10.6 gpm	11 (psig)
Radium 226/228	5 pCi/L	7.5 + 0.5	10.6 gpm	11 (psig)

This system is certified for barium and radium 226/228 reduction based on hardness reduction.

It is recommended you test your water every 6 months to ensure the system is performing properly and that hardness, and therefore barium and radium 226/228, are being reduced.

The Culligan High Efficiency Twin 14" Water Softeners with Aqua-Sensor® Sensing Device are tested and certified by WQA against NSF/ANSI Standard 372, CSA B483.1, NSF/ANSI Standard 44 for the effective reduction of hardness (calcium and magnesium), barium, and radium 226/228, as verified and substantiated by test data. To maintain product certification and ensure uniform performance, the product is retested on a consistent basis.

The Culligan High Efficiency Twin 14" Water Softeners with Aqua-Sensor® Sensing Device are certified by IAPMO R&T against NSF/ANSI Standard 372, CSA B483.1, NSF/ANSI Standard 44 for the effective reduction of hardness (calcium and magnesium), barium, and radium 226/228, as verified and substantiated by test data. To maintain product certification and ensure uniform performance, the product is retested on a consistent basis.

The Culligan High Efficiency Twin 14" Water Softeners with Aqua-Sensor® Sensing Device are registered under California Water Treatment Device Registration Number 2074a. The Culligan High Efficiency Twin 14" Water Softeners with Aqua-Sensor® Sensing Device are registered under Iowa Water Treatment Device Registration Number 20617.

An efficiency rated water softener is a DIR softener which also complies with specific performance specifications intended to minimize the amount of regenerant brine and water used in its operation. Efficiency rated water softeners shall have a rated salt efficiency of not less than 3350 grains of total hardness exchange per pound of salt (based on NaCl equivalency) (477 grams of total hardness exchange per kilogram of salt), and shall not deliver more salt than its listed rating. The efficiency is measured by a laboratory test described in NSF/ANSI 44. The test represents the maximum possible efficiency the system can achieve. Operational efficiency is the actual efficiency achieved after the system has been installed. It is typically less than the efficiency due to individual application factors including water hardness, water usage, and other contaminants that reduce the softener's capacity.

Refer to the Specifications, Familiarization and Warranty section of this Owner's Guide (P/N 01023052) for more specific product information. To avoid contamination from improper handling and installation, your system should only be installed and serviced by your Culligan Man. Performance will vary based on local water conditions. The substances reduced by this system are not necessarily in your water.

Culligan water softeners are designed to work with any salt of good quality, although it is recommended that you ask your local Culligan Man for his suggestion on the best type and grade of salt to use in this softener.

**NOTICE** This softener is not intended to be used for treating water that is microbiologically unsafe or of unknown quality without adequate disinfection before or after the system.



C US



C ®

†The efficiency rated dosage is only valid at the 12lb. salt dosage and maximum service flow rate for 14" models.



## Important Data on Your Water Softener

It is advisable to have the salesperson or installer fill in the information below for your future reference. If this has not been done, please ask for it, as it is necessary if you contact your dealer.

### Identification

Model Name \_\_\_\_\_ Catalog No. \_\_\_\_\_

Control Model No. \_\_\_\_\_ Control Serial No. \_\_\_\_\_

Date of Installation \_\_\_\_\_ Tank Serial No. \_\_\_\_\_

### Settings

Salt Setting: \_\_\_\_\_ lb.

Time of Recharge: \_\_\_\_\_ a.m. / \_\_\_\_\_ p.m.

### Upon Demand

(Aqua-Sensor® Models)

Gallons to signal \_\_\_\_\_ gallons (Soft-Minder® Models)

Total Capacity \_\_\_\_\_ gallons (Soft-Minder® Models)

Number of People in Household \_\_\_\_\_

Tank Size \_\_\_\_\_ inches

### Water Analysis

Total Hardness \_\_\_\_\_ (gpg)

Total Iron \_\_\_\_\_ (ppm)

pH (acidity) \_\_\_\_\_

Other \_\_\_\_\_

\_\_\_\_\_

\_\_\_\_\_

\_\_\_\_\_





Item	Part No.	Description
*	01023111	HE Control Valve, Downflow, Complete
*	01023115	HE Control Valve, Upflow, Complete
***	01022746	HE Twin Control Valve #2, Downflow, Complete
***	01023279	HE Twin Control Valve #2, Upflow, Complete
1	01023020	Valve Body
2	01025267	Piston Rebuild Kit, Includes 6ea Standard Piston Assemblies and 1ea Brine Piston Assembly
3	P1022786	Brine Piston w/80 Duro Quad Seal, HE 1", 5ea
4	01020440	Gear Box Assembly, Downflow
	01022234	Gear Box Assembly, Upflow
5	01020240	Gearmotor
6	P1020415	Retainer, Gearmotor, 10ea
7*	01020420	Wire Harness w/ Position Sensor, Indoor
7***	01022751	Wire Harness w/ Position Sensor, Control #2, Extended, Indoor
8	01022735	Wire Harness, Motor
8***	01022752	Wire Harness, Motor, Control #2, Extended, Indoor
9	P1020433	Position Sensor Screw, 10ea/Kit
10	P1020517	Gear Box Assembly Screw, 10ea
11	P1020289	Dial-a-Softness Knob, 10ea
12	P1020427	Dial-a-Softness Assembly w/ O-Rings, 10ea
13	P0440268	O-Ring, Brine & Drain Elbow, 10ea/Kit
14	P1020487	Eductor Plug Assembly w/ O-Rings, 10ea
15	P1020290	Eductor Plug Retainer, 10ea
16	P1023051	Dial-a-Softness Locking Plug, 10ea
17	P1020291	Dial-a-Softness Locking Plug Retainer, 10ea
18	P1034563	Brine Elbow Assembly, 10ea
19	P1030127	Retainer, Brine & Drain Elbow, 10ea
20	P1023021	Drain Elbow Assembly, 10ea
23*	01033171	Enclosure Frame, Indoor
24	P0331635	Backwash Flow Control, #2 Brown, 10ea
	P0331636	Backwash Flow Control, #3 Green, 10ea
	P0401031	Backwash Flow Control, Black, 10ea
25*	01033172	Control Valve Cover, Indoor

Item	Part No.	Description
26*	—	Hood, Compact, HE Control, Indoor, (not available for sale),Kit
28	P1031866	Enclosure Screw, 10ea/Kit
29	P1031873	Enclosure Door Screw, 10ea/Kit
30	P1031872	Enclosure Door Hinge, 10ea/Kit
31*	P1000372	Strain Relief Fitting, Indoor, 25ea/Kit
32*	01033071	Kit, Enclosure Door
34	P1021162	O-ring, Eductor Plug Assembly, Large, 10ea/Kit
35	P1020424	O-ring, Eductor Plug Assembly, Small, 10ea/Kit
39*	01033070	Electronics Enclosure Kit less Circuit Board, Indoor
40*	01023447	Replacement Circuit Board, Indoor
41*	P1031871	Circuit Board Label, Indoor, 10ea/Kit
41***	P1033060	Circuit Board Label, Control #2, 10ea/Kit
42*	P1020497	Keypad with Connector, Indoor, 10ea/Kit
45	P1022796	Eductor Throat with O-rings, Downflow, Tan, 10ea
	P1022723	Eductor Throat with O-rings, Downflow, Blue, 10ea
	P1023712	Eductor Throat with O-rings, Upflow, Gray, 10ea
	P1023713	Eductor Throat with O-rings, Upflow, White, 10ea
46	P1020603	Eductor Throat O-ring, Large, 10ea/Kit
47	P1020428	Eductor Throat O-ring, Small, 10ea/Kit
48	P1013894	Eductor Nozzle w/ O-ring, Blue (9" & 10" tanks), 10ea
	P1013895	Eductor Nozzle w/ O-ring, Beige (10" & 12" tanks), 10ea
	P1024333	Eductor Nozzle w/ O-ring, Green, 10ea
49	P0308438	O-ring, Eductor Nozzle, 10ea/Kit
50	P1029422	Screen, 10ea
51	01014153	Tank Adapter Assy, 1" valve to tank less O-Rings
52	01013958	Tank Adapter, 1" Valve, Kit
53	P1013959	Tank Clamp, 1" Valve, 10ea/Kit
54	P1013669	Tank Clamp Pin, 1" Valve, 10ea/Kit
55	P0318383	Tank Clamp Screw, 1" Valve/3/4" bkt, 10ea/Kit
56	P1014848	O-ring, Large, Valve to Tank Adapter, 25ea
57	P0440052	O-ring, Valve Adapter to ACME Tank, 25ea



Item	Part No.	Description
60	P1020431	Main Piston O-ring, 25ea/Kit
61	P1025199	Main Piston Quad Ring, 25ea/Kit
62	P1020426	Brine Piston O-ring 25ea/Kit
63	—	Brine Piston Quad Ring (not available for sale), Kit
64	P1020252	Main Piston Spring, 10ea
65	P1020286	Brine Piston Spring 10ea
69	01018760	Bypass Valve, Rotary
70	P1009075	Retaining Clip, 1" Bypass valve, 10ea/Kit
71	01014033	Coupling Kit - 1" Bypass, Kit
72	P1009099	O-ring, Couplings/Meters, 50ea/Kit
82	01026849	Meter Kit Assembly, HE 1", LF
83*	01024840	Wire Harness, Meter, 48"Long, Indoor
84	P1030149	Half Ball w/ Post, Upflow Only, 10ea (only upflow models)
85	P1030150	Spring, Upflow Only, 10ea (only upflow models)
86	P0447986	O-Ring, Upflow Only, 10ea (only upflow models)
87	01021077	Interconnecting Pipe & Fittings, Copper
	01023290	Interconnecting Pipe & Fittings, Plastic
*****	01018249	1¼" Straight Through Adapter
*****	01018755	Rebuild Kit - 1"1¼" Rotary Bypass
*****	P1016467	Replacement O-Ring for Bypass Valve Stem, 50ea/Kit
*****	01010783	1" Copper Adapter Kit, (1" Bypass)
*****	01016564	3/4" Copper Adapter Kit (1" Bypass)
*****	01016565	3/4" Elbow Copper Adapter Kit (1" Bypass)
*****	P1018757	1" NPT Female Elbow Kit (1" Rotary Bypass), 10ea
*****	P1009856	Gasket, Copper Plumbing Adapters, 25ea
*****	01031826	Transformer, Single Output, 20'
*****	01031921	Transformer, Single Output, 40' (optional)
*****	01020748	Auxiliary Board
*****	P1006498	Plug, Indoor, 10ea/Kit
<b>Outdoor Part Numbers</b>		
**	01025717	Outdoor HE Control, Downflow - Complete
**	01025718	Outdoor HE Control, Upflow - Complete

Item	Part No.	Description
****	01025719	Outdoor HE Twin Control #2, Downflow - Complete
****	01025720	Outdoor HE Twin Control #2, Upflow - Complete
88**	—	Wire Harness w/ Position Sensor, Outdoor,(not available for sale) Kit
88****	—	Wire Harness w/ Position Sensor, Extended, Control #2, Outdoor, (not available for sale) Kit
89****	01025493	Wire Harness Motor, HE, Extended, Outdoor
90**	01020745	Replacement Circuit Board, Outdoor
91**	01031879	Frame, Hood, Compact, HE Control, Outdoor
92**	01031881	Cover, Hood, Compact, HE Control, Outdoor
93**	—	Compartment Plate w/Gaskets and Position Sensor w/Wire Harness, Outdoor, Kit
94**	—	Enclosure w/Decal and Keyboard, Outdoor (not available for sale), Kit
95**	P1031880	Enclosure Screw, Outdoor 10ea/Kit
96**	P1025278	Bushing, Strain Relief, Outdoor, 10ea/Kit
97**	01033331	Electronics Enclosure Kit without Circuit Board, Outdoor
98****	—	Enclosure with Decal, Outdoor, Twin #2 (not available for sale), Kit
99****		Electronics Enclosure Kit without Circuit Board, Twin Control #2, Outdoor
100**	P1033068	Door Seal, Outdoor 10ea/Kit
101**	01025282	Harness, Meter, 28" lg, Outdoor
****	01025490	Harness, Meter, 48" Long (Outdoor), Twin #2
102**	P1025274	Strain Relief Fitting, Outdoor, 10ea
103**	01033330	Enclosure Door Kit, Outdoor
104**	01033061	Gearmotor, Outdoor, Kit
105**	P1031885	Circuit Board Label, Outdoor, 10ea/Kit
**	P0451701	Hose Clamp, Drain, Outdoor, 25ea
**	01031827	Outdoor Transformer, Single Output, 40'
**	P1025277	Liquid Tight Hole Plug, Outdoor, 10ea/Kit

\* Indoor Only

\*\* Outdoor Only

\*\*\* Indoor, Twin #2

\*\*\*\* Outdoor, Twin #2

\*\*\*\*\* Not displayed in diagram



## Parts List Remote Display and Accessories

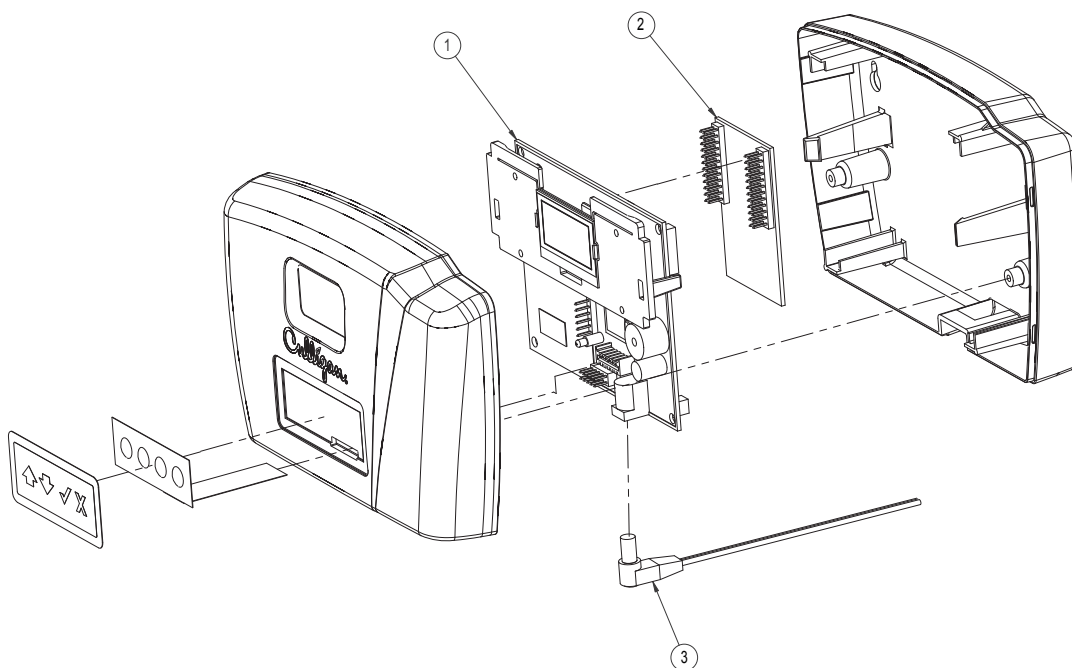


Figure 3. Remote display

Item	Part No.	Description
	01020553	Remote Display Assembly, Softener/Filter - 915 MHz, North American English Version
	D1025235	Remote Display Assembly, Softener/Filter - 869 MHz, European English Version
	D1020608	Remote Display Assembly, Softener/Filter - 869 MHz, European French Version
	D1025110	Remote Display Assembly, Softener/Filter - 869 MHz, European Italian Version
	D1025111	Remote Display Assembly, Softener/Filter - 869 MHz, European Spanish Version
1	01020749	Circuit Board, Remote Soft/Filt, English Replacement
1	01024866	Circuit Board, Remote Soft/Filt, French Replacement
1	01025114	Circuit Board, Remote Soft/Filt, Spanish Replacement
2	01020751	Circuit Board, RF, GBE, 869 MHz, European Version
3	01029455	Transformer, North American Version
Accessories		
	01031244	WiFi Accessory Board
	01020747	Modem Circuit Board
	01022238	Alarm Relay Board
	01026885	SBT Sensor w/Chamber, HE Indoor
	01027289	SBT Sensor w/Chamber, HE Outdoor
	01031925	Kit, Aqua-Sensor, Hanging, HH, Indoor, 20' cable
	01031926	Kit, Aqua-Sensor, Hanging, HH, Indoor, 40' cable
	01031927	Kit, Aqua-Sensor, Hanging HE 1, Outdoor, 40' cable



## Parts List Tank Assembly

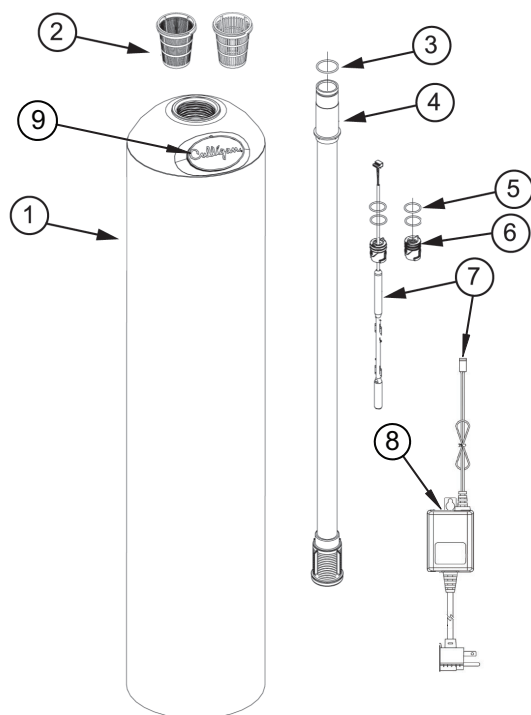


Figure 4. Tank Assembly

Item	Part No.	Description	Qty
1	01016617	Tank Assembly, 9" w/ Fillport, Complete	
	01016618	Tank Assembly, 10" w/ Fillport, Complete	
	01017192	Tank Assembly, 12" w/ Fillport, Complete, Less Media	
	01017194	Tank Assembly, 14" w/ Fillport, Complete, Less Media	
	01016351	Tank Assembly, 9" w/o Fillport, Complete	
	01016352	Tank Assembly, 10" w/o Fillport, Complete	
	01016349	Tank Replacement, 9", w/ Fillport, Empty	
	01016350	Tank Replacement, 10", w/ Fillport, Empty	
	01016347	Tank Replacement, 9", w/o Fillport, Empty	
	01016348	Tank Replacement, 10", w/o Fillport, Empty	
2	P1009847	Top Strainer - Fine Slot, 10ea	
	P1011195	Top Strainer - Wide Slot, 10ea	1
3	P1009099	O-Ring, Manifold, 50ea	1
4	01016176	Outlet Manifold - 9"	1
	01014539	Outlet Manifold - 10"	1
	01018846	Outlet Manifold - 12"	1
	01016429	Outlet Manifold - 14"	1
5	P1017434	O-Ring, Plug and Sensor, 10ea	2
6	01015122	Plug	1
7	01031925	Kit, Aqua-Sensor, Hanging, HH, Indoor, 20' cable	1
	01031926	Kit, Aqua-Sensor, Hanging, HH, Indoor, 40' cable	1
	01031927	Kit, Aqua-Sensor, Hanging HE 1, Outdoor, 40' cable	1
8	01031829	Transformer, Aqua-Sensor, Indoor, 20' cable	1
	01031922	Transformer, Aqua-Sensor, Indoor, 40' cable	1
	01031830	Transformer, Aqua-Sensor, Outdoor, 40' cable	1
9	01016174	Culligan Emblem	1
—	00156001	Cullex, 1 Cubic Foot	*
—	00160702	Cullsant, 20 lb bag	*

\*Refer to "Specifications" on page 6 for the amount of Cullex and Cullsant needed for the unit's tank.



**Parts List  
16" and  
18" Brine  
System**

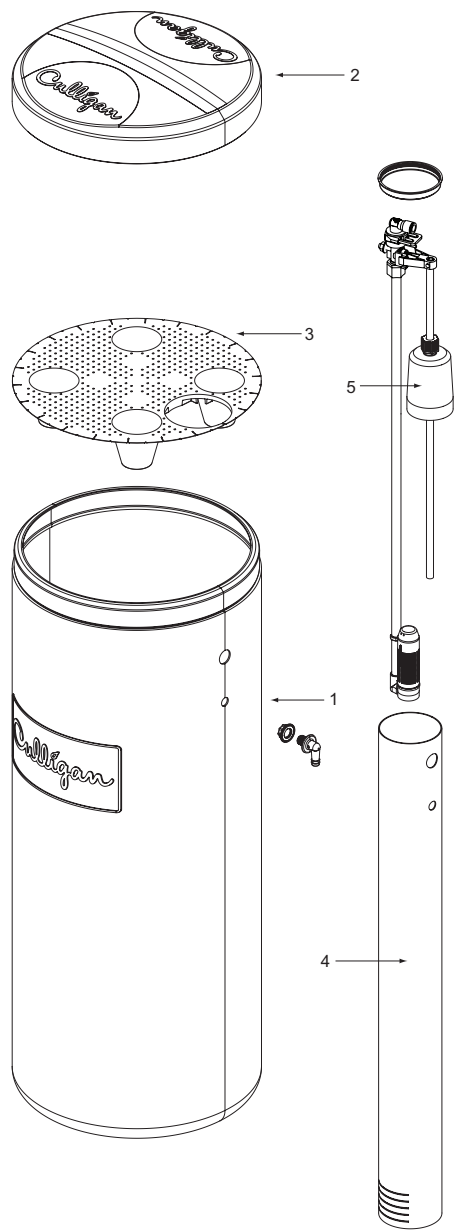
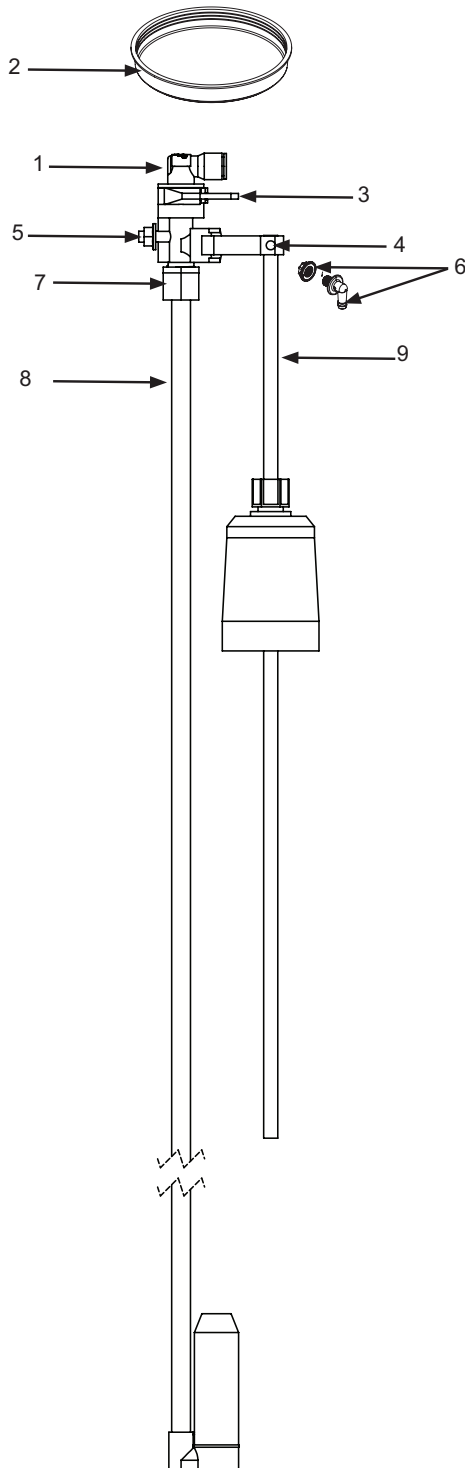


Figure 5. 16" and 18" Brine System

Item	Part No.	Description
—	01018705	Brine System, 250 lb
—	01018715	Brine System, 375 lb
1	01018709	Replacement Tank, 250 lb
	01018716	Replacement Tank, 375 lb
2	—	Cover, 250 lb (not available for sale)
	01018717	Cover, 375 lb
3	01018707	Salt Plate, 250 lb
	01018713	Salt Plate, 375 lb
4	01018707	Brine Chamber, 250 lb & 375 lb
5	01035282	Brine Valve



## Parts List Brine Valve Assembly

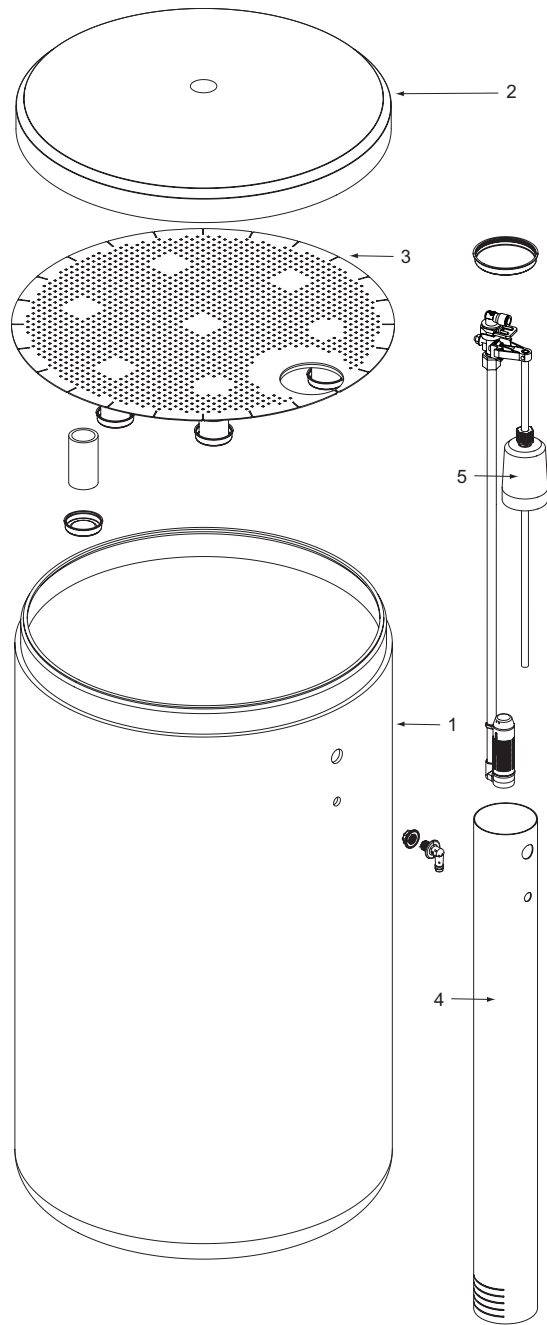


Item No.	Part No.	Description
-	01035282	Brine Valve
1	01035204	BLFC Elbow - 0.45 gpm
	01018711	BLFC Elbow - 0.8 gpm
2	P1020194	Brine Well Cap - 24 Pack
3	P1020191	Retaining Clip - 24 Pack
4	P1020192	Pin - 24 Pack
5	P1020193	5/16" Nut - 24 Pack
6	P1020190	Overflow Fitting w/ Nut - 24 Pack
7	P1020195	3/8" Nut - 24 Pack
8	P1020198	Air check Assembly - 24 Pack
9	P1020197	Float - 24 Pack

Figure 6. Brine Valve Assembly



**Parts List  
24" Brine  
System**



Item	Part No.	Description
—	01018720	Brine System, 600 lb
1	01018718	Replacement Tank, 600 lb
2	01018719	Cover, 600 lb
3	01018909	Salt Plate, 600 lb
4	01018708	Brine Chamber
5	01035282	Brine Valve

Figure 7. 24" Brine System



## Culligan Limited Warranty

### Culligan High Efficiency Twin Automatic Water Conditioners

You have just purchased one of the finest water conditioners made. As an expression of our confidence in Culligan International Company products, your water conditioner is warranted to the original end-user, when installed in accordance with Culligan specifications, against defects in material and workmanship from the date of original installation, as follows:

<b>For a period of ONE YEAR</b>	The entire softener
<b>For a period of FIVE YEARS</b>	Remote display, modem, Soft-Minder® meter, Smart Brine probe, or Aqua-Sensor® probe, if so equipped.
<b>For a period of TEN YEARS</b>	High Efficiency circuit board, control valve body, excluding internal parts.  The salt storage container, brine valve and all its component parts
<b>For the LIFETIME of the original consumer purchaser</b>	The Quadra-Hull™ conditioner tank and the Cullex® resin

If a part described above is found defective within the specified period, you should notify your independently operated Culligan dealer and arrange a time during normal business hours for the dealer to inspect the water conditioner on your premises. Any part found defective within the terms of this warranty will be repaired or replaced by the dealer. You pay only freight from our factory and local dealer charges.

We are not responsible for damage caused by accident, fire, flood, freezing, Act of God, misuse, misapplication, neglect, oxidizing agents (such as chlorine, ozone, chloramines and other related components), alteration, installation or operation contrary to our printed instructions, or by the use of accessories or components which do not meet Culligan specifications, is not covered by this warranty. Refer to the specifications section in the Installation and Operating manual for application parameters.

Our product performance specifications are furnished with each water conditioning unit. TO THE EXTENT PERMITTED BY LAW, CULLIGAN DISCLAIMS ALL IMPLIED WARRANTIES, INCLUDING WITHOUT LIMITATION WARRANTIES OF MERCHANTABILITY AND FITNESS FOR PARTICULAR PURPOSE; TO THE EXTENT REQUIRED BY LAW, ANY SUCH IMPLIED WARRANTIES ARE LIMITED IN DURATION TO THE ONE-YEAR PERIOD SPECIFIED ABOVE FOR THE ENTIRE CONDITIONER. As a manufacturer, we do not know the characteristics of your water supply or the purpose for which you are purchasing a water conditioner. The quality of water supplies may vary seasonally or over a period of time, and your water usage rate may vary as well. Water characteristics can also differ considerably if your water conditioner is moved to a new location. For these reasons, we assume no liability for the determination of the proper equipment necessary to meet your requirements, and we do not authorize others to assume such obligations for us. Further, we assume no liability and extend no warranties, express or implied, for the use of this product with a non-potable water source. OUR OBLIGATIONS UNDER THIS WARRANTY ARE LIMITED TO THE REPAIR OR REPLACEMENT OF THE FAILED PARTS OF THE WATER CONDITIONER, AND WE ASSUME NO LIABILITY WHATSOEVER FOR DIRECT, INDIRECT, INCIDENTAL, CONSEQUENTIAL, SPECIAL, GENERAL, OR OTHER DAMAGES.

Some states do not allow the exclusion of implied warranties or limitations on how long an implied warranty lasts, so the above limitation may not apply to you. Similarly, some states do not allow the exclusion of incidental or consequential damages, so the above limitation or exclusion may not apply to you. This warranty gives you specific legal rights, and you may also have other rights which vary from state to state. Consult your telephone directory for your local independently operated Culligan dealer, or write Culligan International Company for warranty and service information.

### Culligan International Company

9399 W. Higgins Road, Suite 1100  
Rosemont, Illinois 60018  
[www.culligan.com](http://www.culligan.com)



## Notes

